

**KENTUCKY
PERSONNEL
CABINET**

MATTHEW G. BEVIN
GOVERNOR

501 HIGH STREET, 3RD FLOOR
FRANKFORT, KENTUCKY 40601
PHONE (502) 564-7430
FAX (502) 564-7603
[HTTPS://PERSONNEL.KY.GOV](https://personnel.ky.gov)

THOMAS B. STEPHENS
SECRETARY

February 28, 2018

The Honorable Matthew G. Bevin
Governor of Kentucky
State Capitol Building
Frankfort, Kentucky 40601

Re: Fourth Quarter KEHP Trust Fund Status Report period ending December 31, 2017

Dear Governor Bevin:

Kentucky Revised Statute (KRS) 18A.2254 directs the Public Employee Health Insurance Program to submit quarterly reports on the status of the Kentucky Employees' Health Plan (KEHP) Trust Fund to the Governor, Interim Joint Committee on Appropriations and Revenue, Kentucky Group Health Insurance Board, and the Advisory Committee of State Health Insurance Subscribers.

The attached report includes, as of December 31, 2017:

1. The current balance of the trust fund;
2. A detailed description of all income to the trust fund;
3. A detailed description of all receipts due to the trust fund;
4. The total amount of payments made for claims from the trust fund;
5. A detailed description of all payments made to program administrators;
6. Current enrollment data;
7. Other information provided by the Secretary;
8. Other information requested by the Interim Joint Committee on Appropriations and Revenue; and
9. Additional reports provided for Second and Fourth quarter reports:
 - a. A projection of medical claims incurred but not yet reported that are considered liabilities to the trust fund;
 - b. A statement of any other trust fund liabilities;

Kentucky Employees' Health Plan – Status Report
4th Quarter, 2017
Page 2

- c. A detailed calculation of premium rates, including base claims, trend assumptions, administrative fees, and any benefit and plan changes;
- d. A detailed description of the current in-state and out-of-state networks provided under the plan; and
- e. Specific data regarding the TPA's performance, including:
 - i. Results or outcomes of disease management and wellness programs;
 - ii. Results of case management audits, educational and communication efforts; and
 - iii. Comparison of actual measurable results to contract performance guarantees.

If you have any questions or need additional information, please feel free to contact my office at 564-0358.

Sincerely,



Thomas B. Stephens
Secretary

Kentucky Employees' Health Plan – Status Report
4th Quarter, 2017
Page 3

1. Current Trust Fund Balance:

As of December 31, 2017, the balance of the self-insurance trust fund was \$728,507,215.77, which includes accounting for the 2006–2017 plan years, including reserves for Healthcare Reimbursement Accounts (HRA). Along with the detailed transactions, summary reports for each plan year, as well as a combined summary, have been provided.

2-5. Detailed Description of Trust Fund Transactions:

Detailed transactions of the trust fund are contained in **Attachment A**. Monthly detailed transaction reports have been provided to the Legislative Research Commission. A month-by-month summary of the trust fund accounting by premiums, interest income, drug rebates, claims, and ASO fees is included as **Attachment B**.

6. Current Enrollment Data:

Charts detailing the number of employees and the number of covered lives under the plan are included as **Attachment C**. The totals shown reflect the same information as provided in the previous report, updated to include the most recent quarter's data.

7. Additional Information Provided by the Secretary of the Personnel Cabinet:

No additional information has been requested for inclusion in this report.

8. Additional Information as Requested by the Committee:

No additional information has been requested by the Committee for inclusion in this report.

9. Additional reports provided for Second and Fourth quarter reports:

a. A projection of medical claims incurred but not reported that are considered liabilities to the trust fund:

A statement of medical claims incurred but not yet reported (IBNR) is being prepared by KEHP's actuarial consultant, Aon-Hewitt and is not yet available. When completed, the Trust Fund Report will be amended and the IBNR report will be found at **Attachment D**.

b. A statement of any other trust fund liabilities:

A statement of other trust fund liabilities for the fiscal year ending June 30, 2017 was filed with the annual financial statement for the Kentucky Employees' Health Plan. The statement for this fiscal year will be filed with the annual financial statement for the Kentucky Employees' Health Plan in September 2018.

c. A detailed calculation of premium rates including base claims, trend assumptions, administrative fees and any benefit and plan changes:

As required by KRS 18A.2254(1)(a), premium rates for the 2017 Plan Year were set forth in the 2017 KEHP Benefits Selection Guide, which was filed as a part of and appended to 101 KAR 2:210 on September 15, 2016. The 2017 Benefits Selection Guide is available online at: <https://personnel.ky.gov/KEHP/2017%20Benefits%20Selection%20Guide.pdf>.

d. A detailed description of the current in-state and out-of-state networks provided under the plan:

Due to the addition of new providers and termination of established providers, provider networks change on a continuous basis and printed directories are often obsolete. As a result, KEHP's Medical Third Party Administrator (TPA) Anthem advocates the use of their on-line provider directories, and updates them at least weekly. The link to Anthem's Find A Doctor, which provides the capability to search for a provider based on provider type and location, is: <http://anthem.com/KEHP>. Anthem's dedicated KEHP Customer Service Center can provide additional assistance in locating a participating provider by calling 1-844-402-KEHP (5347). As of the date of this report, notwithstanding normal provider contracting activities, there are no proposed network changes.

e. Specific data regarding the TPA and program administrator performance, including:

i. Results or outcomes of disease management and wellness programs, case management audits, and member communication and education:

Attachment E contains results and outcomes based on engagement in the numerous disease management and wellness programs offered by KEHP. Our disease management provider (Anthem) and our wellness program administrator, Go365, aggregate the information for this report.

ii. Attachment E also details the education, engagement, and communications efforts undertaken by the Department of Employee Insurance in administering the KEHP on behalf of the Personnel Cabinet.

iii. Comparison of actual measurable results to contract performance guarantees:

Operational performance guarantee results of KEHP's Third Party Administrator Anthem are included as **Attachment F**. Anthem's clinical performance guarantees are determined annually and these results will be available in our 2nd Quarter Trust Fund Report. Anthem met all annual operational performance guarantees for 2017.

Contract performance results of KEHP's Pharmacy Benefits Manager (PBM) CVS Caremark are included in this report as **Attachment G**. CVS has met all quarterly performance guarantees through the 2nd quarter of 2017.

Contract performance results of KEHP's HRA/FSA/COBRA Benefits Manager WageWorks are included in this report as **Attachment H**. WageWorks met all performance guarantees for 2017.

Kentucky Employees' Health Plan – Status Report
4th Quarter, 2017
Page 5

Contract performance results of KEHP's Wellness Benefits Manager Go365 are included in this report as **Attachment I**. Go365 did not meet the performance guarantee for Participant Satisfaction and results for the Trend Guarantee and Account Management Satisfaction are pending. There is no financial penalty for the Participant Satisfaction performance guarantee

Kentucky Employees' Health Plan – Status Report
Attachment A
4th Quarter, 2017
Page A-1

OCTOBER 2017 COMBINED TRANSACTION REPORT

Date	Description	Amount	LRC Code	LRC Description	Plan Year
	<u>Beginning Balance</u>	<u>\$705,174,860.72</u>			
11/02/2017	INTEREST DISTRIBUTION OCTOBER 2017	\$173.30	110	Interest Income	2012
10/26/2017	UNCLAIMED PROPERTY- MEDICAL	(\$1,796.77)	201	Medical Claims - Humana	2012
10/17/2017	MEDICAL CLAIMS- ANTHEM	\$748.00	210	Medical Claims - Anthem	2012
11/02/2017	INTEREST DISTRIBUTION OCTOBER 2017	\$200.86	110	Interest Income	2013
10/26/2017	UNCLAIMED PROPERTY- MEDICAL	(\$5,243.41)	201	Medical Claims - Humana	2013
11/02/2017	INTEREST DISTRIBUTION OCTOBER 2017	\$438.94	110	Interest Income	2014
10/03/2017	MEDICAL CLAIM RECOVERY APRIL-JUNE 2017, P&C LAB SETTLEMENT PY 2014	\$78,017.74	201	Medical Claims - Humana	2014
10/26/2017	UNCLAIMED PROPERTY- MEDICAL	(\$2,046.91)	201	Medical Claims - Humana	2014
10/17/2017	MEDICAL CLAIMS- ANTHEM	\$3,518.99	210	Medical Claims - Anthem	2014
10/30/2017	WW- RECOVERIES - EMBEDDED HRA 2014	\$487.86	213	HRA Embedded Claims - Wage Works	2014
11/02/2017	INTEREST DISTRIBUTION OCTOBER 2017	\$266,085.65	110	Interest Income	2015
10/11/2017	2ND QUARTER 2017 CVS/CAREMARK REBATES	\$108,825.38	121	Drug Rebates - CVS	2015
08/21/2017	HRA SELECT ESCHEATED CHECKS WAGWORKS PY 2015	(\$324.81)	203	HRA Embedded Claims - Humana	2015
08/21/2017	HRA WAIVER (D/V) ESCHEATS FROM WAGWORKS PY 2015	(\$313.00)	204	HRA Waiver Claims - Humana	2015
08/21/2017	HRA WAIVER ESCHEATS FROM WAGWORKS PY 2015	(\$853.40)	204	HRA Waiver Claims - Humana	2015
10/03/2017	MEDICAL CLAIMS- ANTHEM	(\$34,113.04)	210	Medical Claims - Anthem	2015
10/09/2017	MEDICAL CLAIMS- ANTHEM	(\$5,897.71)	210	Medical Claims - Anthem	2015
10/17/2017	MEDICAL CLAIMS- ANTHEM	(\$7,577.32)	210	Medical Claims - Anthem	2015
10/24/2017	MEDICAL CLAIMS- ANTHEM	(\$22,915.49)	210	Medical Claims - Anthem	2015
10/31/2017	MEDICAL CLAIMS- ANTHEM	\$18,016.35	210	Medical Claims - Anthem	2015
08/21/2017	HRA SELECT ESCHEATED CHECKS WAGWORKS PY 2015	\$324.81	213	HRA Embedded Claims - Wage Works	2015
08/21/2017	HRA WAIVER ESCHEATS FROM WAGWORKS PY 2015	\$853.40	214	HRA Waiver Claims - Wage Works	2015
08/21/2017	HRA WAIVER (D/V) ESCHEATS FROM WAGWORKS PY 2015	\$313.00	214	HRA Waiver Claims - Wage Works	2015
10/17/2017	CAREMARK CLAIMS	(\$1,099.77)	310	Pharmacy Claims - CVS	2015
10/05/2017	CVS CAREMARK 09/8/17 - 9/15/17	(\$1.50)	311	CVS Admin	2015
10/05/2017	CVS CAREMARK 09/16/17 - 9/23/17	(\$4.50)	311	CVS Admin	2015
10/05/2017	CVS CAREMARK 09/1/17 - 9/7/17	\$13.80	311	CVS Admin	2015
10/11/2017	REDEPOSIT OF STATE STALE CHECK	\$168.99	101	Premiums	2016
11/02/2017	INTEREST DISTRIBUTION OCTOBER 2017	\$244,084.66	110	Interest Income	2016
10/11/2017	2ND QUARTER 2017 CVS/CAREMARK REBATES	\$34,628.24	121	Drug Rebates - CVS	2016
10/03/2017	MEDICAL CLAIMS- ANTHEM	\$79,355.43	210	Medical Claims - Anthem	2016
10/09/2017	MEDICAL CLAIMS- ANTHEM	(\$121,614.35)	210	Medical Claims - Anthem	2016
10/17/2017	MEDICAL CLAIMS- ANTHEM	(\$12,019.69)	210	Medical Claims - Anthem	2016
10/24/2017	MEDICAL CLAIMS- ANTHEM	\$1,508.99	210	Medical Claims - Anthem	2016
10/31/2017	MEDICAL CLAIMS- ANTHEM	(\$102,742.37)	210	Medical Claims - Anthem	2016

Kentucky Employees' Health Plan – Status Report
Attachment A
4th Quarter, 2017
Page A-2

Date	Description	Amount	LRC Code	LRC Description	Plan Year
09/29/2017	HRA CLAIM PAYMENTS (HRA WAIVER)- WW	(\$218.63)	214	HRA Waiver Claims - Wage Works	2016
10/03/2017	HRA CLAIM PAYMENTS (HRA WAIVER)- WW	(\$0.84)	214	HRA Waiver Claims - Wage Works	2016
10/23/2017	HRA CLAIM PAYMENTS (HRA WAIVER)- WW	(\$398.66)	214	HRA Waiver Claims - Wage Works	2016
10/02/2017	CAREMARK CLAIMS	\$24.66	310	Pharmacy Claims - CVS	2016
10/09/2017	CAREMARK CLAIMS	\$1,491.22	310	Pharmacy Claims - CVS	2016
10/17/2017	CAREMARK CLAIMS	(\$17.83)	310	Pharmacy Claims - CVS	2016
10/24/2017	CAREMARK CLAIMS	\$9,635.13	310	Pharmacy Claims - CVS	2016
10/05/2017	CVS CAREMARK 09/16/17 - 9/23/17	(\$163.50)	311	CVS Admin	2016
10/05/2017	CVS CAREMARK 09/8/17 - 9/15/17	(\$42.90)	311	CVS Admin	2016
10/05/2017	CVS CAREMARK 09/1/17 - 9/7/17	(\$9.00)	311	CVS Admin	2016
10/05/2017	CVS CAREMARK 08/24/17 - 08/31/17	(\$3.45)	311	CVS Admin	2016
10/19/2017	CVS CAREMARK 10/1/17 - 10/7/17	\$23.80	311	CVS Admin	2016
10/09/2017	UPPS PAYROLL	\$13,037,227.00	101	Premiums	2017
10/25/2017	UPPS PAYROLL	\$13,110,816.99	101	Premiums	2017
10/02/2017	UPPS PAYROLL	(\$2,587.00)	101	Premiums	2017
10/04/2017	UPPS PAYROLL	\$1,493.72	101	Premiums	2017
10/12/2017	UPPS PAYROLL	\$2,008.32	101	Premiums	2017
10/16/2017	UPPS PAYROLL	(\$6,075.80)	101	Premiums	2017
10/19/2017	UPPS PAYROLL	(\$331.90)	101	Premiums	2017
10/27/2017	UPPS PAYROLL	\$351.05	101	Premiums	2017
10/31/2017	UPPS PAYROLL	(\$375.92)	101	Premiums	2017
10/03/2017	NSF CK #6441 WILSON	(\$546.30)	101	Premiums	2017
10/02/2017	KCTCS PREMIUM PAYMENT SEPT 2017	\$115,672.32	101	Premiums	2017
10/02/2017	KCTCS PREMIUM PAYMENT SEPT 2017	\$3,012,674.81	101	Premiums	2017
10/03/2017	HEALTH PREMIUMS 2017	\$1,612,976.35	101	Premiums	2017
10/03/2017	EPAY-HEALTH PREMIUMS 2017	\$117,605.37	101	Premiums	2017
10/03/2017	EPAY-HEALTH PREMIUMS 2017	\$561,512.89	101	Premiums	2017
10/03/2017	EPAY-HEALTH PREMIUMS 2017	\$783,405.01	101	Premiums	2017
10/04/2017	JEFFERSON CO BOE SEPT 2017 HEALTH	\$1,536,652.05	101	Premiums	2017
10/04/2017	HEALTH PREMIUMS 2017	\$456,340.41	101	Premiums	2017
10/05/2017	EPAY-HEALTH PREMIUMS 2017	\$26,544.98	101	Premiums	2017
10/05/2017	EPAY-HEALTH PREMIUMS 2017	\$11,408.08	101	Premiums	2017
10/05/2017	EPAY-HEALTH PREMIUMS 2017	\$530,436.44	101	Premiums	2017
10/05/2017	HEALTH PREMIUMS 2017	\$557,716.00	101	Premiums	2017
10/06/2017	EPAY-HEALTH PREMIUMS 2017	\$1,108,585.57	101	Premiums	2017
10/06/2017	EPAY-HEALTH PREMIUMS 2017	\$128,019.49	101	Premiums	2017
10/06/2017	HEALTH PREMIUMS 2017	\$321,248.18	101	Premiums	2017
10/09/2017	HEALTH PREMIUMS 2017	\$458,649.00	101	Premiums	2017
10/10/2017	HEALTH PREMIUMS 2017	\$307,567.41	101	Premiums	2017

Kentucky Employees' Health Plan – Status Report
Attachment A
4th Quarter, 2017
Page A-3

Date	Description	Amount	LRC Code	LRC Description	Plan Year
10/10/2017	EPAY-HEALTH PREMIUMS 2017	\$76,074.65	101	Premiums	2017
10/10/2017	EPAY-HEALTH PREMIUMS 2017	\$217,294.44	101	Premiums	2017
10/11/2017	HEALTH PREMIUMS 2017	\$171,622.79	101	Premiums	2017
10/11/2017	EPAY-HEALTH PREMIUMS 2017	\$36,592.06	101	Premiums	2017
10/12/2017	HEALTH PREMIUMS 2017	\$631,494.03	101	Premiums	2017
10/12/2017	EPAY-HEALTH PREMIUMS 2017	\$151,472.59	101	Premiums	2017
10/13/2017	HEALTH PREMIUMS 2017	\$175,487.63	101	Premiums	2017
10/16/2017	EPAY-HEALTH PREMIUMS 2017	\$81,600.95	101	Premiums	2017
10/16/2017	EPAY-HEALTH PREMIUMS 2017	\$7,912.62	101	Premiums	2017
10/16/2017	HEALTH PREMIUMS 2017	\$441,076.27	101	Premiums	2017
10/17/2017	EPAY-HEALTH PREMIUMS 2017	\$68,757.32	101	Premiums	2017
10/17/2017	HEALTH PREMIUMS 2017	\$64,808.11	101	Premiums	2017
10/18/2017	HEALTH PREMIUMS 2017	\$58,570.87	101	Premiums	2017
10/19/2017	EPAY-HEALTH PREMIUMS 2017	\$206,449.31	101	Premiums	2017
10/19/2017	EPAY-HEALTH PREMIUMS 2017	\$29,093.14	101	Premiums	2017
10/19/2017	HEALTH PREMIUMS 2017	\$61,339.61	101	Premiums	2017
10/20/2017	EPAY-HEALTH PREMIUMS 2017	\$65,006.34	101	Premiums	2017
10/20/2017	HEALTH PREMIUMS 2017	\$145,681.64	101	Premiums	2017
10/23/2017	JUDICIAL RETIREMENT 10/17	\$4,029.61	101	Premiums	2017
10/23/2017	JUDICIAL RETIREMENT10/17	\$88,496.07	101	Premiums	2017
10/23/2017	LEGISLATIVE RETIREMENT 10/17	\$2,323.55	101	Premiums	2017
10/23/2017	LEGISLATIVE RETIREMENT 10/17	\$19,414.19	101	Premiums	2017
10/23/2017	HEALTH PREMIUMS 2017	\$167,309.70	101	Premiums	2017
10/23/2017	EPAY-HEALTH PREMIUMS 2017	\$68,453.28	101	Premiums	2017
10/23/2017	EPAY-HEALTH PREMIUMS 2017	\$49,892.57	101	Premiums	2017
10/24/2017	HEALTH PREMIUMS 2017	\$228,746.62	101	Premiums	2017
10/25/2017	HEALTH PREMIUMS 2017	\$103,539.71	101	Premiums	2017
10/26/2017	EPAY-HEALTH PREMIUMS 2017	\$64,709.81	101	Premiums	2017
10/26/2017	EPAY-HEALTH PREMIUMS 2017	\$82,950.15	101	Premiums	2017
10/26/2017	HEALTH PREMIUMS 2017	\$139,208.01	101	Premiums	2017
10/27/2017	EPAY-HEALTH PREMIUMS 2017	\$82,264.94	101	Premiums	2017
10/27/2017	HEALTH PREMIUMS 2017	\$144,809.49	101	Premiums	2017
10/30/2017	COBRA PREMIUMS SEPT 2017 - WW	\$142,832.88	101	Premiums	2017
10/30/2017	EPAY-HEALTH PREMIUMS 2017	\$344,320.36	101	Premiums	2017
10/30/2017	EPAY-HEALTH PREMIUMS 2017	\$568,270.17	101	Premiums	2017
10/31/2017	HEALTH PREMIUMS 2017	\$1,620,756.72	101	Premiums	2017
10/31/2017	HEALTH PREMIUMS 2017	\$461,106.21	101	Premiums	2017
10/03/2017	HLTH INS REFUND	(\$287.98)	101	Premiums	2017
10/09/2017	HLTH INS REFUND	(\$417.98)	101	Premiums	2017

Kentucky Employees' Health Plan – Status Report
Attachment A
4th Quarter, 2017
Page A-4

Date	Description	Amount	LRC Code	LRC Description	Plan Year
10/25/2017	HLTH INS REFUND	(\$287.98)	101	Premiums	2017
10/30/2017	HLTH INS REFUND	(\$119.97)	101	Premiums	2017
10/03/2017	HLTH INS REFUND	(\$227.98)	101	Premiums	2017
10/09/2017	HLTH INS REFUND	(\$649.50)	101	Premiums	2017
10/26/2017	HLTH INS REFUND	(\$23.99)	101	Premiums	2017
10/30/2017	HLTH INS REFUND	(\$148.00)	101	Premiums	2017
10/09/2017	HLTH INS REFUND	(\$295.00)	101	Premiums	2017
10/30/2017	HLTH INS REFUND	(\$59.99)	101	Premiums	2017
10/09/2017	HLTH INS REFUND	(\$80.00)	101	Premiums	2017
10/25/2017	HLTH INS REFUND	(\$184.47)	101	Premiums	2017
10/09/2017	HLTH INS REFUND	(\$23.99)	101	Premiums	2017
10/30/2017	HLTH INS REFUND	(\$23.99)	101	Premiums	2017
10/30/2017	HLTH INS REFUND	(\$47.98)	101	Premiums	2017
10/30/2017	HLTH INS REFUND	(\$36.50)	101	Premiums	2017
10/30/2017	HLTH INS REFUND	(\$37.50)	101	Premiums	2017
10/30/2017	HLTH INS REFUND	(\$26.55)	101	Premiums	2017
10/30/2017	HLTH INS REFUND	(\$23.99)	101	Premiums	2017
10/30/2017	HLTH INS REFUND	(\$22.08)	101	Premiums	2017
10/30/2017	HLTH INS REFUND	(\$6.49)	101	Premiums	2017
10/30/2017	HLTH INS REFUND	(\$13.10)	101	Premiums	2017
10/02/2017	KDE PREMIUMS SEPT 2017	\$57,077,317.35	101	Premiums	2017
10/06/2017	KRS 10/17 HEALTH PREMIUMS	\$22,528,520.74	101	Premiums	2017
10/24/2017	KTRS 10/17 PREMIUMS	\$9,754,087.50	101	Premiums	2017
10/13/2017	CORRECT DEPOSIT FUND ALLOCATIONS	\$424.12	101	Premiums	2017
10/09/2017	UPPS PAYROLL	\$339,412.50	102	HRA Waiver Contribution	2017
10/25/2017	UPPS PAYROLL	\$340,987.50	102	HRA Waiver Contribution	2017
10/16/2017	UPPS PAYROLL	(\$87.50)	102	HRA Waiver Contribution	2017
10/27/2017	UPPS PAYROLL	(\$87.50)	102	HRA Waiver Contribution	2017
10/03/2017	HRA WAIVER 2017	\$1,400.00	102	HRA Waiver Contribution	2017
10/03/2017	HRA WAIVER D/V 2017	\$350.00	102	HRA Waiver Contribution	2017
10/03/2017	EPAY-HRA WAIVER 2017	\$175.00	102	HRA Waiver Contribution	2017
10/03/2017	EPAY-HRA WAIVER 2017	\$525.00	102	HRA Waiver Contribution	2017
10/03/2017	EPAY-HRA WAIVER 2017	\$875.00	102	HRA Waiver Contribution	2017
10/05/2017	EPAY-HRA WAIVER 2017	\$1,050.00	102	HRA Waiver Contribution	2017
10/05/2017	EPAY-HRA WAIVER DENTAL/VISION 2017	\$350.00	102	HRA Waiver Contribution	2017
10/05/2017	EPAY-HRA WAIVER 2017	\$4,550.00	102	HRA Waiver Contribution	2017
10/05/2017	HRA WAIVER D/V 2017	\$175.00	102	HRA Waiver Contribution	2017
10/05/2017	HRA WAIVER 2017	\$1,575.00	102	HRA Waiver Contribution	2017
10/10/2017	EPAY-HRA WAIVER 2017	\$525.00	102	HRA Waiver Contribution	2017

Kentucky Employees' Health Plan – Status Report
Attachment A
4th Quarter, 2017
Page A-5

Date	Description	Amount	LRC Code	LRC Description	Plan Year
10/11/2017	HRA WAIVER D/V 2017	\$175.00	102	HRA Waiver Contribution	2017
10/11/2017	HRA WAIVER 2017	\$350.00	102	HRA Waiver Contribution	2017
10/11/2017	EPAY-HRA WAIVER 2017	\$175.00	102	HRA Waiver Contribution	2017
10/12/2017	HRA WAIVER 2017	\$350.00	102	HRA Waiver Contribution	2017
10/12/2017	HRA WAIVER D/V 2017	\$350.00	102	HRA Waiver Contribution	2017
10/12/2017	EPAY-HRA WAIVER 2017	\$525.00	102	HRA Waiver Contribution	2017
10/13/2017	HRA WAIVER 2017	\$262.50	102	HRA Waiver Contribution	2017
10/16/2017	HRA WAIVER 2017	\$175.00	102	HRA Waiver Contribution	2017
10/18/2017	HRA WAIVER 2017	\$525.00	102	HRA Waiver Contribution	2017
10/19/2017	EPAY-HRA WAIVER 2017	\$350.00	102	HRA Waiver Contribution	2017
10/19/2017	EPAY-HRA WAIVER 2017	\$175.00	102	HRA Waiver Contribution	2017
10/23/2017	HRA WAIVER 2017	\$175.00	102	HRA Waiver Contribution	2017
10/24/2017	HRA WAIVER 2017	\$1,575.00	102	HRA Waiver Contribution	2017
10/26/2017	HRA WAIVER D/V 2017	\$175.00	102	HRA Waiver Contribution	2017
10/26/2017	HRA WAIVER 2017	\$525.00	102	HRA Waiver Contribution	2017
10/27/2017	EPAY-HRA WAIVER 2017	\$525.00	102	HRA Waiver Contribution	2017
10/31/2017	HRA WAIVER 2017	\$2,646.14	102	HRA Waiver Contribution	2017
10/31/2017	HRA WAIVER D/V 2017	\$350.00	102	HRA Waiver Contribution	2017
10/31/2017	HRA WAIVER D/V 2017	\$1,225.00	102	HRA Waiver Contribution	2017
10/31/2017	HRA WAIVER 2017	\$1,925.00	102	HRA Waiver Contribution	2017
10/31/2017	KDE HRA D&V OCT 2017	\$582,575.00	102	HRA Waiver Contribution	2017
10/31/2017	KDE HRA WAIVER OCT 2017	\$2,711,283.28	102	HRA Waiver Contribution	2017
11/02/2017	INTEREST DISTRIBUTION OCTOBER 2017	\$178,910.99	110	Interest Income	2017
10/11/2017	2ND QUARTER 2017 CVS/CAREMARK REBATES	\$20,825,409.45	121	Drug Rebates - CVS	2017
10/05/2017	HUMANA HD BIOMETRIC SCREENING	(\$13,514.00)	202	Humana Admin	2017
10/05/2017	HUMANA BIOMETRIC SCREENING OFFSITE	(\$3,922.00)	202	Humana Admin	2017
10/05/2017	HUMANA VITALITY GO 365 ASO FEES 9/2017	(\$534,519.76)	202	Humana Admin	2017
10/05/2017	HUMANA VITALITY REWARDS 9/2017	(\$150,146.00)	202	Humana Admin	2017
10/05/2017	HUMANA WELLNESS COACHING 9/2017	(\$19,200.00)	202	Humana Admin	2017
10/05/2017	HUMANA HD BIOMETRIC SCREENING CREDIT - DUPLICATE BILLINGS	\$290.00	202	Humana Admin	2017
08/21/2017	WW- RECOVERIES - EMBEDDED HRA 2017	(\$293.60)	203	HRA Embedded Claims - Humana	2017
08/21/2017	WW- RECOVERIES - EMBEDDED HRA 2017	(\$12.00)	203	HRA Embedded Claims - Humana	2017
08/21/2017	WW- RECOVERIES - WAIVER HRA 2017	(\$23.85)	204	HRA Waiver Claims - Humana	2017
08/21/2017	WW- RECOVERIES - WAIVER HRA 2017	(\$293.03)	204	HRA Waiver Claims - Humana	2017
10/03/2017	MEDICAL CLAIMS- ANTHEM	(\$17,719,474.77)	210	Medical Claims - Anthem	2017
10/09/2017	MEDICAL CLAIMS- ANTHEM	(\$19,749,687.61)	210	Medical Claims - Anthem	2017
10/17/2017	MEDICAL CLAIMS- ANTHEM	(\$22,572,137.57)	210	Medical Claims - Anthem	2017
10/24/2017	MEDICAL CLAIMS- ANTHEM	(\$19,854,096.81)	210	Medical Claims - Anthem	2017

Kentucky Employees' Health Plan – Status Report
Attachment A
4th Quarter, 2017
Page A-6

Date	Description	Amount	LRC Code	LRC Description	Plan Year
10/31/2017	MEDICAL CLAIMS- ANTHEM	(\$18,729,087.16)	210	Medical Claims - Anthem	2017
10/05/2017	MDX/COMPASS INCENTIVES 8-2017	(\$38,045.00)	210	Medical Claims - Anthem	2017
10/19/2017	PREMISE HEALTH - 9/2017	(\$126,493.13)	210	Medical Claims - Anthem	2017
08/21/2017	WW- RECOVERIES - EMBEDDED HRA 2017	\$293.60	213	HRA Embedded Claims - Wage Works	2017
08/21/2017	WW- RECOVERIES - EMBEDDED HRA 2017	\$12.00	213	HRA Embedded Claims - Wage Works	2017
10/30/2017	WW- RECOVERIES - EMBEDDED HRA	\$389.45	213	HRA Embedded Claims - Wage Works	2017
09/29/2017	HRA CLAIM PAYMENTS (HRA EMBEDDED) - WW	(\$120,798.52)	213	HRA Embedded Claims - Wage Works	2017
10/02/2017	HRA CLAIM PAYMENTS (HRA EMBEDDED) - WW	(\$257,856.59)	213	HRA Embedded Claims - Wage Works	2017
10/03/2017	HRA CLAIM PAYMENTS (HRA EMBEDDED) - WW	(\$40,401.07)	213	HRA Embedded Claims - Wage Works	2017
10/04/2017	HRA CLAIM PAYMENTS (HRA EMBEDDED) - WW	(\$100,625.63)	213	HRA Embedded Claims - Wage Works	2017
10/05/2017	HRA CLAIM PAYMENTS (HRA EMBEDDED) - WW	(\$129,954.12)	213	HRA Embedded Claims - Wage Works	2017
10/09/2017	HRA CLAIM PAYMENTS (HRA EMBEDDED) - WW	(\$110,961.05)	213	HRA Embedded Claims - Wage Works	2017
10/09/2017	HRA CLAIM PAYMENTS (HRA EMBEDDED) - WW	(\$254,190.72)	213	HRA Embedded Claims - Wage Works	2017
10/10/2017	HRA CLAIM PAYMENTS (HRA EMBEDDED) - WW	(\$33,111.26)	213	HRA Embedded Claims - Wage Works	2017
10/11/2017	HRA CLAIM PAYMENTS (HRA EMBEDDED) - WW	(\$115,523.29)	213	HRA Embedded Claims - Wage Works	2017
10/12/2017	HRA CLAIM PAYMENTS (HRA EMBEDDED) - WW	(\$129,050.42)	213	HRA Embedded Claims - Wage Works	2017
10/13/2017	HRA CLAIM PAYMENTS (HRA EMBEDDED) - WW	(\$132,440.47)	213	HRA Embedded Claims - Wage Works	2017
10/16/2017	HRA CLAIM PAYMENTS (HRA EMBEDDED) - WW	(\$245,835.79)	213	HRA Embedded Claims - Wage Works	2017
10/17/2017	HRA CLAIM PAYMENTS (HRA EMBEDDED) - WW	(\$46,411.05)	213	HRA Embedded Claims - Wage Works	2017
10/18/2017	HRA CLAIM PAYMENTS (HRA EMBEDDED) - WW	(\$121,402.44)	213	HRA Embedded Claims - Wage Works	2017
10/19/2017	HRA CLAIM PAYMENTS (HRA EMBEDDED) - WW	(\$124,101.31)	213	HRA Embedded Claims - Wage Works	2017
10/20/2017	HRA CLAIM PAYMENTS (HRA EMBEDDED) - WW	(\$127,736.29)	213	HRA Embedded Claims - Wage Works	2017
10/23/2017	HRA CLAIM PAYMENTS (HRA EMBEDDED) - WW	(\$274,248.02)	213	HRA Embedded Claims - Wage Works	2017
10/25/2017	HRA CLAIM PAYMENTS (HRA EMBEDDED) - WW	(\$51,466.13)	213	HRA Embedded Claims - Wage Works	2017
10/25/2017	HRA CLAIM PAYMENTS (HRA EMBEDDED) - WW	(\$107,774.74)	213	HRA Embedded Claims - Wage Works	2017
10/26/2017	HRA CLAIM PAYMENTS (HRA EMBEDDED) - WW	(\$140,681.65)	213	HRA Embedded Claims - Wage Works	2017
10/27/2017	HRA CLAIM PAYMENTS (HRA EMBEDDED) - WW	(\$133,624.92)	213	HRA Embedded Claims - Wage Works	2017
10/30/2017	HRA CLAIM PAYMENTS (HRA EMBEDDED) - WW	(\$227,208.34)	213	HRA Embedded Claims - Wage Works	2017
08/21/2017	WW- RECOVERIES - WAIVER HRA 2017	\$23.85	214	HRA Waiver Claims - Wage Works	2017
08/21/2017	WW- RECOVERIES - WAIVER HRA 2017	\$293.03	214	HRA Waiver Claims - Wage Works	2017
10/30/2017	WW- RECOVERIES - WAIVER HRA	\$931.58	214	HRA Waiver Claims - Wage Works	2017
09/29/2017	HRA CLAIM PAYMENTS (HRA WAIVER)- WW	(\$105,941.24)	214	HRA Waiver Claims - Wage Works	2017
09/29/2017	HRA CLAIM PAYMENTS (HRA WAIVER D/V)- WW	(\$7,081.20)	214	HRA Waiver Claims - Wage Works	2017
10/02/2017	HRA CLAIM PAYMENTS (HRA WAIVER)- WW	(\$247,148.65)	214	HRA Waiver Claims - Wage Works	2017
10/02/2017	HRA CLAIM PAYMENTS (HRA WAIVER D/V)- WW	(\$28,241.58)	214	HRA Waiver Claims - Wage Works	2017
10/03/2017	HRA CLAIM PAYMENTS (HRA WAIVER D/V)- WW	(\$1,711.34)	214	HRA Waiver Claims - Wage Works	2017
10/03/2017	HRA CLAIM PAYMENTS (HRA WAIVER)- WW	(\$44,550.32)	214	HRA Waiver Claims - Wage Works	2017
10/04/2017	HRA CLAIM PAYMENTS (HRA WAIVER D/V)- WW	(\$11,503.84)	214	HRA Waiver Claims - Wage Works	2017
10/04/2017	HRA CLAIM PAYMENTS (HRA WAIVER)- WW	(\$91,143.97)	214	HRA Waiver Claims - Wage Works	2017

Kentucky Employees' Health Plan – Status Report
Attachment A
4th Quarter, 2017
Page A-7

Date	Description	Amount	LRC Code	LRC Description	Plan Year
10/05/2017	HRA CLAIM PAYMENTS (HRA WAIVER D/V)- WW	(\$19,404.49)	214	HRA Waiver Claims - Wage Works	2017
10/05/2017	HRA CLAIM PAYMENTS (HRA WAIVER)- WW	(\$118,454.70)	214	HRA Waiver Claims - Wage Works	2017
10/09/2017	HRA CLAIM PAYMENTS (HRA WAIVER D/V)- WW	(\$14,485.79)	214	HRA Waiver Claims - Wage Works	2017
10/09/2017	HRA CLAIM PAYMENTS (HRA WAIVER)- WW	(\$100,928.18)	214	HRA Waiver Claims - Wage Works	2017
10/09/2017	HRA CLAIM PAYMENTS (HRA WAIVER)- WW	(\$223,556.74)	214	HRA Waiver Claims - Wage Works	2017
10/09/2017	HRA CLAIM PAYMENTS (HRA WAIVER D/V)- WW	(\$40,333.79)	214	HRA Waiver Claims - Wage Works	2017
10/10/2017	HRA CLAIM PAYMENTS (HRA WAIVER D/V)- WW	(\$2,407.05)	214	HRA Waiver Claims - Wage Works	2017
10/10/2017	HRA CLAIM PAYMENTS (HRA WAIVER)- WW	(\$28,516.35)	214	HRA Waiver Claims - Wage Works	2017
10/11/2017	HRA CLAIM PAYMENTS (HRA WAIVER D/V)- WW	(\$20,602.45)	214	HRA Waiver Claims - Wage Works	2017
10/11/2017	HRA CLAIM PAYMENTS (HRA WAIVER)- WW	(\$112,853.97)	214	HRA Waiver Claims - Wage Works	2017
10/12/2017	HRA CLAIM PAYMENTS (HRA WAIVER D/V)- WW	(\$18,747.10)	214	HRA Waiver Claims - Wage Works	2017
10/12/2017	HRA CLAIM PAYMENTS (HRA WAIVER)- WW	(\$149,271.21)	214	HRA Waiver Claims - Wage Works	2017
10/13/2017	HRA CLAIM PAYMENTS (HRA WAIVER)- WW	(\$128,975.64)	214	HRA Waiver Claims - Wage Works	2017
10/13/2017	HRA CLAIM PAYMENTS (HRA WAIVER D/V)- WW	(\$12,225.56)	214	HRA Waiver Claims - Wage Works	2017
10/16/2017	HRA CLAIM PAYMENTS (HRA WAIVER D/V)- WW	(\$32,129.74)	214	HRA Waiver Claims - Wage Works	2017
10/16/2017	HRA CLAIM PAYMENTS (HRA WAIVER)- WW	(\$204,862.04)	214	HRA Waiver Claims - Wage Works	2017
10/17/2017	HRA CLAIM PAYMENTS (HRA WAIVER D/V)- WW	(\$4,746.25)	214	HRA Waiver Claims - Wage Works	2017
10/17/2017	HRA CLAIM PAYMENTS (HRA WAIVER)- WW	(\$45,041.47)	214	HRA Waiver Claims - Wage Works	2017
10/18/2017	HRA CLAIM PAYMENTS (HRA WAIVER D/V)- WW	(\$12,632.99)	214	HRA Waiver Claims - Wage Works	2017
10/18/2017	HRA CLAIM PAYMENTS (HRA WAIVER)- WW	(\$104,320.43)	214	HRA Waiver Claims - Wage Works	2017
10/19/2017	HRA CLAIM PAYMENTS (HRA WAIVER)- WW	(\$115,573.18)	214	HRA Waiver Claims - Wage Works	2017
10/19/2017	HRA CLAIM PAYMENTS (HRA WAIVER D/V)- WW	(\$25,092.45)	214	HRA Waiver Claims - Wage Works	2017
10/20/2017	HRA CLAIM PAYMENTS (HRA WAIVER D/V)- WW	(\$19,158.98)	214	HRA Waiver Claims - Wage Works	2017
10/20/2017	HRA CLAIM PAYMENTS (HRA WAIVER)- WW	(\$104,897.17)	214	HRA Waiver Claims - Wage Works	2017
10/23/2017	HRA CLAIM PAYMENTS (HRA WAIVER D/V)- WW	(\$37,529.87)	214	HRA Waiver Claims - Wage Works	2017
10/23/2017	HRA CLAIM PAYMENTS (HRA WAIVER)- WW	(\$234,281.37)	214	HRA Waiver Claims - Wage Works	2017
10/25/2017	HRA CLAIM PAYMENTS (HRA WAIVER D/V)- WW	(\$4,184.90)	214	HRA Waiver Claims - Wage Works	2017
10/25/2017	HRA CLAIM PAYMENTS (HRA WAIVER)- WW	(\$49,990.83)	214	HRA Waiver Claims - Wage Works	2017
10/25/2017	HRA CLAIM PAYMENTS (HRA WAIVER D/V)- WW	(\$11,526.35)	214	HRA Waiver Claims - Wage Works	2017
10/25/2017	HRA CLAIM PAYMENTS (HRA WAIVER)- WW	(\$104,488.48)	214	HRA Waiver Claims - Wage Works	2017
10/26/2017	HRA CLAIM PAYMENTS (HRA WAIVER)- WW	(\$117,134.75)	214	HRA Waiver Claims - Wage Works	2017
10/26/2017	HRA CLAIM PAYMENTS (HRA WAIVER D/V)- WW	(\$20,942.77)	214	HRA Waiver Claims - Wage Works	2017
10/27/2017	HRA CLAIM PAYMENTS (HRA WAIVER)- WW	(\$117,401.02)	214	HRA Waiver Claims - Wage Works	2017
10/27/2017	HRA CLAIM PAYMENTS (HRA WAIVER D/V)- WW	(\$9,352.40)	214	HRA Waiver Claims - Wage Works	2017
10/30/2017	HRA CLAIM PAYMENTS (HRA WAIVER)- WW	(\$214,608.68)	214	HRA Waiver Claims - Wage Works	2017
10/30/2017	HRA CLAIM PAYMENTS (HRA WAIVER D/V)- WW	(\$36,632.46)	214	HRA Waiver Claims - Wage Works	2017
10/02/2017	ANTHEM DIABETES PREV 9/11/2017 - 9/17/2017	(\$3,861.00)	215	Anthem Admin	2017
10/05/2017	ANTHEM ASO FEES 10/2017	(\$3,820,336.08)	215	Anthem Admin	2017
10/19/2017	NY TAXES/ASSESSMENTS 10/3/17 - 10/8/17	(\$40.29)	215	Anthem Admin	2017

Kentucky Employees' Health Plan – Status Report
Attachment A
4th Quarter, 2017
Page A-8

Date	Description	Amount	LRC Code	LRC Description	Plan Year
10/05/2017	ADMIN FEES 08/2017- WW	(\$342,266.40)	216	Wage Works Admin	2017
10/13/2017	ADMIN FEES 09/2017- WW	(\$345,371.60)	216	Wage Works Admin	2017
10/13/2017	COBRA ADMIN FEES 09/17 - WW	(\$44,189.00)	216	Wage Works Admin	2017
10/05/2017	MDX/COMPASS - SMARTSHOPPER ADMIN 09-2017	(\$75,754.49)	217	MDX Medical Admin - Compass Choice	2017
10/02/2017	CAREMARK CLAIMS	(\$8,340,090.09)	310	Pharmacy Claims - CVS	2017
10/09/2017	CAREMARK CLAIMS	(\$7,950,497.79)	310	Pharmacy Claims - CVS	2017
10/17/2017	CAREMARK CLAIMS	(\$8,187,273.33)	310	Pharmacy Claims - CVS	2017
10/24/2017	CAREMARK CLAIMS	(\$9,683,884.49)	310	Pharmacy Claims - CVS	2017
08/16/2017	KNOW YOUR RX COALITION 3RD QTR 2017	(\$112,500.00)	311	CVS Admin	2017
10/05/2017	CVS CAREMARK 7/2017 PHARM COUNSELING	(\$110,491.92)	311	CVS Admin	2017
10/05/2017	CVS CAREMARK 7/2017 PRIOR AUTHORIZATION	(\$44,250.00)	311	CVS Admin	2017
10/05/2017	CVS CAREMARK 09/8/17 - 9/15/17	(\$118,770.70)	311	CVS Admin	2017
10/05/2017	CVS CAREMARK 09/16/17 - 9/23/17	(\$112,118.80)	311	CVS Admin	2017
10/05/2017	CVS CAREMARK 09/1/17 - 9/7/17	(\$95,101.75)	311	CVS Admin	2017
10/05/2017	CVS CAREMARK 08/24/17 - 08/31/17	(\$119,332.15)	311	CVS Admin	2017
10/05/2017	CVS CAREMARK NURSING SERVICES 8/2017	(\$3,225.00)	311	CVS Admin	2017
10/05/2017	CVS CAREMARK 07/2017 DRUG SAVING REVIEW	(\$98,614.53)	311	CVS Admin	2017
10/05/2017	CVS CAREMARK RX AUDIT ADJUSTMENT 8/24/17-8/31/17	\$498.81	311	CVS Admin	2017
10/05/2017	CVS CAREMARK 7/2017 ENHANCED SFTY MONITORING	(\$10,523.04)	311	CVS Admin	2017
10/05/2017	CVS CAREMARK 7/2017 APPEALS	(\$28,310.00)	311	CVS Admin	2017
10/19/2017	CVS CAREMARK 10/1/17 - 10/7/17	(\$102,216.70)	311	CVS Admin	2017
07/11/2017	1ST QTR ADMINISTRATION FEE FY 2018	(\$3,696,400.00)	501	Operating Transfer/Exp & Adj	2017
07/11/2017	1ST QTR ADMINISTRATION FEE FY 2017	\$3,696,400.00	501	Operating Transfer/Exp & Adj	2017
10/02/2017	2ND QTR ADMINISTRATION FEE FY 2018	(\$2,464,200.00)	501	Operating Transfer/Exp & Adj	2017
	October Activity	\$11,850,624.66			
	Ending Balance	\$717,025,485.38			

Kentucky Employees' Health Plan – Status Report
Attachment A
4th Quarter, 2017
Page A-9

October Account Summary		
101	Premiums	134,220,236.62
102	HRA Waiver Contribution	3,998,166.92
110	Interest Income	689,894.40
120	Drug Rebates - Express Scripts	0.00
121	Drug Rebates - CVS	20,968,863.07
130	Transfers <i>From</i> other plan year(s)	0.00
201	Medical Claims - Humana	68,930.65
210	Medical Claims - Anthem	(98,992,754.26)
202	Humana Admin	(721,011.76)
203	HRA Embedded Claims - Humana	(630.41)
213	HRA Embedded Claims - Wage Works	(3,023,896.10)
204	HRA Waiver Claims - Humana	(1,483.28)
214	HRA Waiver Claims - Wage Works	(3,152,817.01)
215	Anthem Admin	(3,824,237.37)
216	Wage Works Admin	(731,827.00)
217	MDX Medical Admin - Compass Choice	(75,754.49)
301	Pharmacy Claims - Express Scripts	0.00
310	Pharmacy Claims - CVS	(34,151,712.29)
302	Express Scripts Admin	0.00
311	CVS Admin	(955,143.03)
500	Transfers <i>To</i> other plan year(s)	0.00
501	Operating Transfer/ Exp & Adj	(2,464,200.00)
October Activity		11,850,624.66

Kentucky Employees' Health Plan – Status Report
Attachment A
4th Quarter, 2017
Page A-10

NOVEMBER 2017 COMBINED TRANSACTION REPORT

Date	Description	Amount	LRC Code	LRC Description	Plan Year
	<u>Beginning Balance</u>	<u>\$717,025,485.38</u>			
12/04/2017	INTEREST DISTRIBUTION NOVEMBER 2017	\$259.21	110	Interest Income	2012
12/04/2017	INTEREST DISTRIBUTION NOVEMBER 2017	\$294.51	110	Interest Income	2013
11/21/2017	MEDICARE CLAIMS REFUND	\$1,110.54	201	Medical Claims - Anthem	2013
12/04/2017	INTEREST DISTRIBUTION NOVEMBER 2017	\$778.07	110	Interest Income	2014
11/20/2017	MEDICAL CLAIMS- ANTHEM	\$3,824.70	210	Medical Claims - Anthem	2014
12/04/2017	INTEREST DISTRIBUTION NOVEMBER 2017	\$472.56	110	Interest Income	2015
11/07/2017	MEDICAL CLAIMS- ANTHEM	(\$848.02)	210	Medical Claims - Anthem	2015
11/14/2017	MEDICAL CLAIMS- ANTHEM	(\$1,654.79)	210	Medical Claims - Anthem	2015
11/20/2017	MEDICAL CLAIMS- ANTHEM	\$34,540.42	210	Medical Claims - Anthem	2015
11/27/2017	MEDICAL CLAIMS- ANTHEM	\$3,139.36	210	Medical Claims - Anthem	2015
11/20/2017	HRA SELECT ESCHEATED CHECKS WAGeworks PY 2015	\$1,482.02	213	HRA Embedded Claims - Wage Works	2015
11/20/2017	HRA WAIVER ESCHEATS FROM WAGeworks PY 2015	\$3,635.77	214	HRA Waiver Claims - Wage Works	2015
11/08/2017	CAREMARK CLAIMS	(\$16.10)	310	Pharmacy Claims - CVS	2015
11/27/2017	CAREMARK CLAIMS	(\$14.80)	310	Pharmacy Claims - CVS	2015
11/01/2017	CVS CAREMARK 10/8/17 - 10/15/17	(\$18.00)	311	CVS Admin	2015
11/16/2017	CVS CAREMARK 11/1/17 - 11/7/17	(\$3.00)	311	CVS Admin	2015
11/28/2017	REDEPOSIT OF STATE STALE CHECK	\$39.99	101	Premiums	2016
12/04/2017	INTEREST DISTRIBUTION NOVEMBER 2017	\$367,099.86	110	Interest Income	2016
11/07/2017	MEDICAL CLAIMS- ANTHEM	(\$163,563.96)	210	Medical Claims - Anthem	2016
11/14/2017	MEDICAL CLAIMS- ANTHEM	(\$17,979.97)	210	Medical Claims - Anthem	2016
11/20/2017	MEDICAL CLAIMS- ANTHEM	\$22,056.85	210	Medical Claims - Anthem	2016
11/27/2017	MEDICAL CLAIMS- ANTHEM	(\$48,802.18)	210	Medical Claims - Anthem	2016
11/20/2017	HRA SELECT ESCHEATED CHECKS WAGeworks PY 2016	\$603.03	213	HRA Embedded Claims - Wage Works	2016
11/20/2017	HRA WAIVER ESCHEATS FROM WAGeworks PY 2016	\$487.06	214	HRA Waiver Claims - Wage Works	2016
11/02/2017	CAREMARK CLAIMS	(\$592.72)	310	Pharmacy Claims - CVS	2016
11/16/2017	CAREMARK CLAIMS	(\$393.30)	310	Pharmacy Claims - CVS	2016
11/27/2017	CAREMARK CLAIMS	(\$8.03)	310	Pharmacy Claims - CVS	2016
11/01/2017	CVS CAREMARK 10/8/17 - 10/15/17	(\$6.00)	311	CVS Admin	2016
11/06/2017	CVS CAREMARK 9/24/17 - 9/30/17	\$2.30	311	CVS Admin	2016
11/06/2017	CVS CAREMARK 10/16/17 - 10/23/17	\$99.35	311	CVS Admin	2016
11/16/2017	CVS CAREMARK 11/1/17 - 11/7/17	(\$1.15)	311	CVS Admin	2016
11/22/2017	CVS CAREMARK 11/8/17 - 11/15/17	(\$6.00)	311	CVS Admin	2016
11/22/2017	CVS CAREMARK 10/24/17 - 10/31/17	(\$16.50)	311	CVS Admin	2016
11/09/2017	UPPS PAYROLL	\$13,039,790.54	101	Premiums	2017
11/22/2017	UPPS PAYROLL	\$13,092,470.58	101	Premiums	2017
11/14/2017	UPPS PAYROLL	\$3,360.02	101	Premiums	2017

Kentucky Employees' Health Plan – Status Report
Attachment A
4th Quarter, 2017
Page A-11

11/16/2017	UPPS PAYROLL	\$1,106.69	101	Premiums	2017
11/29/2017	UPPS PAYROLL	\$4,737.01	101	Premiums	2017
11/14/2017	NSF CK #104	(\$113.99)	101	Premiums	2017
11/06/2017	VOIDED CHECK	\$6.49	101	Premiums	2017
10/31/2017	EPAY-HEALTH PREMIUMS 2017	\$249,095.20	101	Premiums	2017
11/01/2017	HEALTH PREMIUMS 2017	\$712,038.01	101	Premiums	2017
11/02/2017	EPAY-HEALTH PREMIUMS 2017	\$541,927.46	101	Premiums	2017
11/07/2017	KCTCS PREMIUM PAYMENT OCT 2017	\$114,639.16	101	Premiums	2017
11/07/2017	KCTCS PREMIUM PAYMENT OCT 2017	\$3,079,781.52	101	Premiums	2017
11/02/2017	HEALTH PREMIUMS 2017	\$1,092,780.46	101	Premiums	2017
11/03/2017	HEALTH PREMIUMS 2017	\$572,921.04	101	Premiums	2017
11/06/2017	EPAY-HEALTH PREMIUMS 2017	\$435,139.03	101	Premiums	2017
11/06/2017	HEALTH PREMIUMS 2017	\$1,288,188.84	101	Premiums	2017
11/06/2017	EPAY-HEALTH PREMIUMS 2017	\$270,703.05	101	Premiums	2017
11/06/2017	EPAY-HEALTH PREMIUMS 2017	\$381,552.52	101	Premiums	2017
11/07/2017	JEFFERSON CO BOE OCT 2017 HEALTH	\$1,566,213.53	101	Premiums	2017
11/07/2017	HEALTH PREMIUMS 2017	\$538,206.37	101	Premiums	2017
11/08/2017	HEALTH PREMIUMS 2017	\$109,996.91	101	Premiums	2017
11/09/2017	EPAY-HEALTH PREMIUMS 2017	\$1,099,013.96	101	Premiums	2017
11/09/2017	EPAY-HEALTH PREMIUMS 2017	\$225,981.72	101	Premiums	2017
11/09/2017	HEALTH PREMIUMS 2017	\$194,010.22	101	Premiums	2017
11/13/2017	HEALTH PREMIUMS 2017	\$343,923.18	101	Premiums	2017
11/14/2017	HEALTH PREMIUMS 2017	\$302,635.45	101	Premiums	2017
11/14/2017	EPAY-HEALTH PREMIUMS 2017	\$4,471.34	101	Premiums	2017
11/15/2017	EPAY-HEALTH PREMIUMS 2017	\$2,163.42	101	Premiums	2017
11/15/2017	EPAY-HEALTH PREMIUMS 2017	\$48,699.54	101	Premiums	2017
11/15/2017	HEALTH PREMIUMS 2017	\$178,804.61	101	Premiums	2017
11/16/2017	EPAY-HEALTH PREMIUMS 2017	\$123,967.18	101	Premiums	2017
11/16/2017	HEALTH PREMIUMS 2017	\$334,854.46	101	Premiums	2017
11/17/2017	EPAY-HEALTH PREMIUMS 2017	\$104,102.90	101	Premiums	2017
11/17/2017	HEALTH PREMIUMS 2017	\$106,095.90	101	Premiums	2017
11/20/2017	EPAY-HEALTH PREMIUMS 2017	\$39,341.02	101	Premiums	2017
11/20/2017	HEALTH PREMIUMS 2017	\$325,590.32	101	Premiums	2017
11/21/2017	COBRA PREMIUMS OCT 2017 - WW	\$150,142.67	101	Premiums	2017
11/20/2017	LEGISLATIVE RETIREMENT 11/17	\$2,323.55	101	Premiums	2017
11/20/2017	LEGISLATIVE RETIREMENT 11/17	\$19,414.19	101	Premiums	2017
11/20/2017	JUDICIAL RETIREMENT 11/17	\$4,029.61	101	Premiums	2017
11/27/2017	JUDICIAL RETIREMENT 11/17	\$86,342.01	101	Premiums	2017
11/21/2017	EPAY-HEALTH PREMIUMS 2017	\$61,943.20	101	Premiums	2017
11/21/2017	HEALTH PREMIUMS 2017	\$177,856.95	101	Premiums	2017

Kentucky Employees' Health Plan – Status Report
Attachment A
4th Quarter, 2017
Page A-12

11/22/2017	HEALTH PREMIUMS 2017	\$246,882.27	101	Premiums	2017
11/27/2017	EPAY-HEALTH PREMIUMS 2017	\$142,075.25	101	Premiums	2017
11/27/2017	HEALTH PREMIUMS 2017	\$749,533.52	101	Premiums	2017
11/28/2017	EPAY-HEALTH PREMIUMS 2017	\$26,405.90	101	Premiums	2017
11/28/2017	HEALTH PREMIUMS 2017	\$578,903.64	101	Premiums	2017
11/29/2017	EPAY-HEALTH PREMIUMS 2017	\$206,729.10	101	Premiums	2017
11/29/2017	HEALTH PREMIUMS 2017	\$700,184.50	101	Premiums	2017
11/30/2017	HEALTH PREMIUMS 2017	\$186,708.83	101	Premiums	2017
11/01/2017	HLTH INS REFUND	(\$39.99)	101	Premiums	2017
11/08/2017	HLTH INS REFUND	(\$119.98)	101	Premiums	2017
11/16/2017	HLTH INS REFUND	(\$240.00)	101	Premiums	2017
11/01/2017	HLTH INS REFUND	(\$23.99)	101	Premiums	2017
11/08/2017	HLTH INS REFUND	(\$47.98)	101	Premiums	2017
11/16/2017	HLTH INS REFUND	(\$64.00)	101	Premiums	2017
11/01/2017	HLTH INS REFUND	(\$62.10)	101	Premiums	2017
11/16/2017	HLTH INS REFUND	(\$39.99)	101	Premiums	2017
11/16/2017	HLTH INS REFUND	(\$119.98)	101	Premiums	2017
11/16/2017	HLTH INS REFUND	(\$650.70)	101	Premiums	2017
11/01/2017	KDE PREMIUMS OCT 2017	\$58,567,451.49	101	Premiums	2017
11/07/2017	KRS 11/17 HEALTH PREMIUMS	\$22,513,620.80	101	Premiums	2017
11/27/2017	KTRS 11/17 PREMIUMS	\$9,664,095.04	101	Premiums	2017
11/09/2017	UPPS PAYROLL	\$341,775.00	102	HRA Waiver Contribution	2017
11/22/2017	UPPS PAYROLL	\$343,962.50	102	HRA Waiver Contribution	2017
11/06/2017	UPPS PAYROLL	\$87.50	102	HRA Waiver Contribution	2017
11/14/2017	UPPS PAYROLL	\$175.00	102	HRA Waiver Contribution	2017
10/31/2017	EPAY-HRA WAIVER 2017	\$700.00	102	HRA Waiver Contribution	2017
11/02/2017	EPAY-HRA WAIVER 2017	\$1,050.00	102	HRA Waiver Contribution	2017
11/06/2017	EPAY-HRA WAIVER 2017	\$175.00	102	HRA Waiver Contribution	2017
11/06/2017	HRA WAIVER D/V 2017	\$525.00	102	HRA Waiver Contribution	2017
11/06/2017	HRA WAIVER 2017	\$1,662.50	102	HRA Waiver Contribution	2017
11/06/2017	EPAY-HRA WAIVER 2017	\$700.00	102	HRA Waiver Contribution	2017
11/09/2017	EPAY HRA WAIVER D/V 2017	\$350.00	102	HRA Waiver Contribution	2017
11/09/2017	EPAY-HRA WAIVER 2017	\$4,725.00	102	HRA Waiver Contribution	2017
11/13/2017	HRA WAIVER D/V 2017	\$175.00	102	HRA Waiver Contribution	2017
11/13/2017	HRA WAIVER 2017	\$350.00	102	HRA Waiver Contribution	2017
11/14/2017	EPAY-HRA WAIVER 2017	\$350.00	102	HRA Waiver Contribution	2017
11/15/2017	EPAY-HRA WAIVER 2017	\$350.00	102	HRA Waiver Contribution	2017
11/16/2017	HRA WAIVER 2017	\$350.00	102	HRA Waiver Contribution	2017
11/17/2017	EPAY-HRA WAIVER 2017	\$525.00	102	HRA Waiver Contribution	2017
11/20/2017	HRA WAIVER 2017	\$175.00	102	HRA Waiver Contribution	2017

Kentucky Employees' Health Plan – Status Report
Attachment A
4th Quarter, 2017
Page A-13

11/27/2017	HRA WAIVER D/V 2017	\$1,225.00	102	HRA Waiver Contribution	2017
11/27/2017	HRA WAIVER 2017	\$2,275.00	102	HRA Waiver Contribution	2017
11/28/2017	HRA WAIVER D/V 2017	\$350.00	102	HRA Waiver Contribution	2017
11/28/2017	HRA WAIVER 2017	\$1,225.00	102	HRA Waiver Contribution	2017
11/29/2017	EPAY-HRA WAIVER 2017	\$525.00	102	HRA Waiver Contribution	2017
11/29/2017	HRA WAIVER D/V 2017	\$350.00	102	HRA Waiver Contribution	2017
11/29/2017	HRA WAIVER 2017	\$2,275.00	102	HRA Waiver Contribution	2017
11/30/2017	HRA WAIVER 2017	\$175.00	102	HRA Waiver Contribution	2017
12/04/2017	INTEREST DISTRIBUTION NOVEMBER 2017	\$285,584.39	110	Interest Income	2017
11/06/2017	HUMANA VITALITY REWARDS 3RD QTR 2017 TRUE UP	(\$346,151.04)	202	Humana Admin	2017
11/06/2017	HUMANA BIOMETRIC SCREENING OFFSITE	(\$2,544.00)	202	Humana Admin	2017
11/06/2017	HUMANA WELLNESS COACHING 10/2017	\$20,800.00	202	Humana Admin	2017
11/06/2017	HUMANA VITALITY REWARDS 10/2017	(\$152,326.00)	202	Humana Admin	2017
11/06/2017	HUMANA HD BIOMETRIC SCREENING	(\$107,648.00)	202	Humana Admin	2017
11/06/2017	HUMANA VITALITY GO 365 ASO FEES 10/2017	(\$542,280.56)	202	Humana Admin	2017
11/07/2017	MEDICAL CLAIMS- ANTHEM	(\$20,303,236.13)	210	Medical Claims - Anthem	2017
11/14/2017	MEDICAL CLAIMS- ANTHEM	(\$22,133,741.57)	210	Medical Claims - Anthem	2017
11/20/2017	MEDICAL CLAIMS- ANTHEM	(\$19,360,842.85)	210	Medical Claims - Anthem	2017
11/27/2017	MEDICAL CLAIMS- ANTHEM	(\$15,549,202.79)	210	Medical Claims - Anthem	2017
11/28/2017	PREMISE HEALTH - 10/2017	(\$93,673.56)	210	Medical Claims - Anthem	2017
10/31/2017	HRA CLAIM PAYMENTS (HRA EMBEDDED) - WW	(\$47,601.86)	213	HRA Embedded Claims - Wage Works	2017
11/01/2017	HRA CLAIM PAYMENTS (HRA EMBEDDED) - WW	(\$123,455.45)	213	HRA Embedded Claims - Wage Works	2017
11/02/2017	HRA CLAIM PAYMENTS (HRA EMBEDDED) - WW	(\$131,285.04)	213	HRA Embedded Claims - Wage Works	2017
11/03/2017	HRA CLAIM PAYMENTS (HRA EMBEDDED) - WW	(\$123,302.99)	213	HRA Embedded Claims - Wage Works	2017
11/06/2017	HRA CLAIM PAYMENTS (HRA EMBEDDED) - WW	(\$264,818.53)	213	HRA Embedded Claims - Wage Works	2017
11/07/2017	HRA CLAIM PAYMENTS (HRA EMBEDDED) - WW	(\$42,314.37)	213	HRA Embedded Claims - Wage Works	2017
11/08/2017	HRA CLAIM PAYMENTS (HRA EMBEDDED) - WW	(\$122,516.28)	213	HRA Embedded Claims - Wage Works	2017
11/09/2017	HRA CLAIM PAYMENTS (HRA EMBEDDED) - WW	(\$142,518.47)	213	HRA Embedded Claims - Wage Works	2017
11/13/2017	HRA CLAIM PAYMENTS (HRA EMBEDDED) - WW	(\$347,548.18)	213	HRA Embedded Claims - Wage Works	2017
11/14/2017	HRA CLAIM PAYMENTS (HRA EMBEDDED) - WW	(\$45,862.44)	213	HRA Embedded Claims - Wage Works	2017
11/15/2017	HRA CLAIM PAYMENTS (HRA EMBEDDED) - WW	(\$103,774.91)	213	HRA Embedded Claims - Wage Works	2017
11/16/2017	HRA CLAIM PAYMENTS (HRA EMBEDDED) - WW	(\$134,775.99)	213	HRA Embedded Claims - Wage Works	2017
11/17/2017	HRA CLAIM PAYMENTS (HRA EMBEDDED) - WW	(\$110,450.10)	213	HRA Embedded Claims - Wage Works	2017
11/20/2017	HRA CLAIM PAYMENTS (HRA EMBEDDED) - WW	(\$259,254.34)	213	HRA Embedded Claims - Wage Works	2017
11/21/2017	HRA CLAIM PAYMENTS (HRA EMBEDDED) - WW	(\$37,870.06)	213	HRA Embedded Claims - Wage Works	2017
11/22/2017	HRA CLAIM PAYMENTS (HRA EMBEDDED) - WW	(\$104,791.99)	213	HRA Embedded Claims - Wage Works	2017
11/27/2017	HRA CLAIM PAYMENTS (HRA EMBEDDED) - WW	(\$372,181.78)	213	HRA Embedded Claims - Wage Works	2017
11/28/2017	HRA CLAIM PAYMENTS (HRA EMBEDDED) - WW	(\$39,405.03)	213	HRA Embedded Claims - Wage Works	2017
11/29/2017	HRA CLAIM PAYMENTS (HRA EMBEDDED) - WW	(\$98,228.04)	213	HRA Embedded Claims - Wage Works	2017
11/01/2017	HRA SELECT 2017	(\$110,961.05)	213	HRA Embedded Claims - Wage Works	2017

Kentucky Employees' Health Plan – Status Report
Attachment A
4th Quarter, 2017
Page A-14

11/08/2017	VOIDED CHECK	\$226,375.02	214	HRA Waiver Claims - Wage Works	2017
10/31/2017	HRA CLAIM PAYMENTS (HRA WAIVER)- WW	(\$36,665.70)	214	HRA Waiver Claims - Wage Works	2017
10/31/2017	HRA CLAIM PAYMENTS (HRA WAIVER D/V)- WW	(\$7,457.39)	214	HRA Waiver Claims - Wage Works	2017
11/01/2017	HRA CLAIM PAYMENTS (HRA WAIVER D/V)- WW	(\$8,755.97)	214	HRA Waiver Claims - Wage Works	2017
11/01/2017	HRA CLAIM PAYMENTS (HRA WAIVER)- WW	(\$104,060.36)	214	HRA Waiver Claims - Wage Works	2017
11/02/2017	HRA CLAIM PAYMENTS (HRA WAIVER D/V)- WW	(\$13,193.18)	214	HRA Waiver Claims - Wage Works	2017
11/02/2017	HRA CLAIM PAYMENTS (HRA WAIVER)- WW	(\$102,997.44)	214	HRA Waiver Claims - Wage Works	2017
11/03/2017	HRA CLAIM PAYMENTS (HRA WAIVER)- WW	(\$87,820.92)	214	HRA Waiver Claims - Wage Works	2017
11/03/2017	HRA CLAIM PAYMENTS (HRA WAIVER D/V)- WW	(\$17,420.10)	214	HRA Waiver Claims - Wage Works	2017
11/06/2017	HRA CLAIM PAYMENTS (HRA WAIVER)- WW	(\$219,902.84)	214	HRA Waiver Claims - Wage Works	2017
11/06/2017	HRA CLAIM PAYMENTS (HRA WAIVER D/V)- WW	(\$29,448.83)	214	HRA Waiver Claims - Wage Works	2017
11/07/2017	HRA CLAIM PAYMENTS (HRA WAIVER)- WW	(\$43,822.45)	214	HRA Waiver Claims - Wage Works	2017
11/07/2017	HRA CLAIM PAYMENTS (HRA WAIVER D/V)- WW	(\$7,576.85)	214	HRA Waiver Claims - Wage Works	2017
11/08/2017	HRA CLAIM PAYMENTS (HRA WAIVER)- WW	(\$102,357.07)	214	HRA Waiver Claims - Wage Works	2017
11/08/2017	HRA CLAIM PAYMENTS (HRA WAIVER D/V)- WW	(\$12,927.26)	214	HRA Waiver Claims - Wage Works	2017
11/09/2017	HRA CLAIM PAYMENTS (HRA WAIVER D/V)- WW	(\$15,394.49)	214	HRA Waiver Claims - Wage Works	2017
11/09/2017	HRA CLAIM PAYMENTS (HRA WAIVER)- WW	(\$105,305.37)	214	HRA Waiver Claims - Wage Works	2017
11/13/2017	HRA CLAIM PAYMENTS (HRA WAIVER)- WW	(\$352,653.65)	214	HRA Waiver Claims - Wage Works	2017
11/13/2017	HRA CLAIM PAYMENTS (HRA WAIVER D/V)- WW	(\$55,991.84)	214	HRA Waiver Claims - Wage Works	2017
11/14/2017	HRA CLAIM PAYMENTS (HRA WAIVER)- WW	(\$49,619.64)	214	HRA Waiver Claims - Wage Works	2017
11/13/2017	HRA CLAIM PAYMENTS (HRA WAIVER D/V)- WW	(\$4,665.43)	214	HRA Waiver Claims - Wage Works	2017
11/15/2017	HRA CLAIM PAYMENTS (HRA WAIVER)- WW	(\$87,584.28)	214	HRA Waiver Claims - Wage Works	2017
11/15/2017	HRA CLAIM PAYMENTS (HRA WAIVER D/V)- WW	(\$8,513.11)	214	HRA Waiver Claims - Wage Works	2017
11/16/2017	HRA CLAIM PAYMENTS (HRA WAIVER D/V)- WW	(\$16,894.33)	214	HRA Waiver Claims - Wage Works	2017
11/16/2017	HRA CLAIM PAYMENTS (HRA WAIVER)- WW	(\$107,669.41)	214	HRA Waiver Claims - Wage Works	2017
11/17/2017	HRA CLAIM PAYMENTS (HRA WAIVER D/V)- WW	(\$13,704.16)	214	HRA Waiver Claims - Wage Works	2017
11/17/2017	HRA CLAIM PAYMENTS (HRA WAIVER)- WW	(\$99,657.49)	214	HRA Waiver Claims - Wage Works	2017
11/20/2017	HRA CLAIM PAYMENTS (HRA WAIVER)- WW	(\$224,257.11)	214	HRA Waiver Claims - Wage Works	2017
11/20/2017	HRA CLAIM PAYMENTS (HRA WAIVER D/V)- WW	(\$38,179.97)	214	HRA Waiver Claims - Wage Works	2017
11/21/2017	HRA CLAIM PAYMENTS (HRA WAIVER D/V)- WW	(\$8,073.81)	214	HRA Waiver Claims - Wage Works	2017
11/21/2017	HRA CLAIM PAYMENTS (HRA WAIVER)- WW	(\$47,626.98)	214	HRA Waiver Claims - Wage Works	2017
11/22/2017	HRA CLAIM PAYMENTS (HRA WAIVER)- WW	(\$116,190.78)	214	HRA Waiver Claims - Wage Works	2017
11/22/2017	HRA CLAIM PAYMENTS (HRA WAIVER D/V)- WW	(\$17,409.21)	214	HRA Waiver Claims - Wage Works	2017
11/27/2017	HRA CLAIM PAYMENTS (HRA WAIVER D/V)- WW	(\$59,306.29)	214	HRA Waiver Claims - Wage Works	2017
11/27/2017	HRA CLAIM PAYMENTS (HRA WAIVER)- WW	(\$359,972.30)	214	HRA Waiver Claims - Wage Works	2017
11/28/2017	HRA CLAIM PAYMENTS (HRA WAIVER)- WW	(\$59,766.99)	214	HRA Waiver Claims - Wage Works	2017
11/28/2017	HRA CLAIM PAYMENTS (HRA WAIVER D/V)- WW	(\$6,103.05)	214	HRA Waiver Claims - Wage Works	2017
11/29/2017	HRA CLAIM PAYMENTS (HRA WAIVER D/V)- WW	(\$9,462.16)	214	HRA Waiver Claims - Wage Works	2017
11/29/2017	HRA CLAIM PAYMENTS (HRA WAIVER)- WW	(\$91,840.94)	214	HRA Waiver Claims - Wage Works	2017
11/01/2017	HRA WAIVER 2017	(\$100,928.18)	214	HRA Waiver Claims - Wage Works	2017

Kentucky Employees' Health Plan – Status Report
Attachment A
4th Quarter, 2017
Page A-15

11/01/2017	HRA WAIVER D/V 2017	(\$14,485.79)	214	HRA Waiver Claims - Wage Works	2017
11/01/2017	ANTHEM ASO FEES - COBRA 09/2017	(\$3,335.64)	215	Anthem Admin	2017
11/06/2017	ANTHEM DIABETES PREV 10/1/17 - 10/31/17	(\$9,201.00)	215	Anthem Admin	2017
11/16/2017	NY TAXES/ASSESSMENTS 11/6/17 - 11/10/17	(\$69.92)	215	Anthem Admin	2017
11/16/2017	ANTHEM ASO FEES 11/2017	(\$3,823,872.36)	215	Anthem Admin	2017
11/30/2017	ANTHEM DIABETES PREV 11/1/2017 - 11/30/2017	(\$15,980.25)	215	Anthem Admin	2017
11/22/2017	ANTHEM ASO FEES - COBRA 10/2017	(\$3,385.80)	215	Anthem Admin	2017
11/13/2017	KDE OCT 2017 ASO FEE PMT	\$34,868.40	216	Wage Works Admin	2017
11/14/2017	KDE JUL, AUG, SEPT 2017 ASO FEE PMT	\$103,051.20	216	Wage Works Admin	2017
11/16/2017	COBRA ADMIN FEES 10/17 - WW	(\$44,189.00)	216	Wage Works Admin	2017
11/16/2017	ADMIN FEES 10/2017- WW	(\$355,577.60)	216	Wage Works Admin	2017
11/01/2017	MDX/COMPASS - SMARTSHOPPER ADMIN 10-2017	(\$76,860.07)	217	MDX Medical Admin - Compass Choice	2017
11/06/2017	MDX/COMPASS INCENTIVES 09-2017	(\$40,480.00)	210	MDX Medical Admin - Compass Choice	2017
11/02/2017	CAREMARK CLAIMS	(\$9,723,219.24)	310	Pharmacy Claims - CVS	2017
11/08/2017	CAREMARK CLAIMS	(\$7,638,108.05)	310	Pharmacy Claims - CVS	2017
11/16/2017	CAREMARK CLAIMS	(\$9,971,756.71)	310	Pharmacy Claims - CVS	2017
11/27/2017	CAREMARK CLAIMS	(\$8,976,577.62)	310	Pharmacy Claims - CVS	2017
11/01/2017	CVS CAREMARK 10/8/17 - 10/15/17	(\$110,418.20)	311	CVS Admin	2017
11/06/2017	CVS CAREMARK 08/2017 DRUG SAVING REVIEW	(\$101,232.99)	311	CVS Admin	2017
11/06/2017	CVS CAREMARK 8/2017 PRIOR AUTHORIZATION	(\$48,570.00)	311	CVS Admin	2017
11/06/2017	CVS CAREMARK 8/2017 GENERIC STEP THERAPY	(\$6,210.00)	311	CVS Admin	2017
11/06/2017	CVS CAREMARK 7/2017 GENERIC STEP THERAPY	(\$4,620.00)	311	CVS Admin	2017
11/06/2017	CVS CAREMARK 8/2017 PHARM COUNSELING	(\$109,942.98)	311	CVS Admin	2017
11/06/2017	CVS CAREMARK 8/2017 ENHANCED SFTY MONITORING	(\$10,470.76)	311	CVS Admin	2017
11/06/2017	CVS CAREMARK 9/24/17 - 9/30/17	(\$107,164.25)	311	CVS Admin	2017
11/06/2017	CVS CAREMARK RX AUDIT ADJUSTMENT 9/24/17-9/30/17	\$4,315.10	311	CVS Admin	2017
11/06/2017	CVS CAREMARK 8/2017 APPEALS	(\$38,230.00)	311	CVS Admin	2017
11/06/2017	CVS CAREMARK 10/16/17 - 10/23/17	(\$125,322.05)	311	CVS Admin	2017
11/16/2017	CVS CAREMARK 11/1/17 - 11/7/17	(\$106,026.05)	311	CVS Admin	2017
11/22/2017	CVS CAREMARK 9/2017 PRIOR AUTHORIZATION	(\$48,090.00)	311	CVS Admin	2017
11/22/2017	CVS CAREMARK 9/2017 ENHANCED SFTY MONITORING	(\$10,452.48)	311	CVS Admin	2017
11/22/2017	CVS CAREMARK CLAIM CORRECTON 5/16/17	(\$130.00)	311	CVS Admin	2017
11/22/2017	CVS CAREMARK BRIDGE SUPPLY 5/2017-9/2017	(\$75.54)	311	CVS Admin	2017
11/22/2017	CVS CAREMARK 9/2017 PHARM COUNSELING	(\$109,751.04)	311	CVS Admin	2017
11/22/2017	CVS CAREMARK 9/2017 APPEALS	(\$26,210.00)	311	CVS Admin	2017
11/22/2017	CVS CAREMARK MI HICA TAX 3RD QTR 2017	(\$107.12)	311	CVS Admin	2017
11/22/2017	CVS CAREMARK 09/2017 DRUG SAVING REVIEW	(\$103,068.99)	311	CVS Admin	2017
11/22/2017	CVS CAREMARK NURSING SERVICES 10/2017	(\$2,660.00)	311	CVS Admin	2017
11/22/2017	CVS CAREMARK 11/8/17 - 11/15/17	(\$121,138.05)	311	CVS Admin	2017
11/22/2017	CVS CAREMARK 10/24/17 - 10/31/17	(\$121,937.20)	311	CVS Admin	2017

Kentucky Employees' Health Plan – Status Report
Attachment A
4th Quarter, 2017
Page A-16

11/22/2017	CVS CAREMARK RX AUDIT ADJUSTMENT 10/24/17-10/31/17	\$56,907.50	311	CVS Admin	2017
11/14/2017	LONGMEYER RESTITUTION PAYMENT	\$3,025.00	501	Operating Transfer/Exp & Adj	2017
11/01/2017	TRUVEN 11/1, INFORMED ENROLLMENT	(\$42,488.39)	501	Operating Transfer/Exp & Adj	2017
11/16/2017	TRUVEN 11/16, INFORMED ENROLLMENT	(\$137,100.00)	501	Operating Transfer/Exp & Adj	2017
11/22/2017	TRUVEN 11/22, INFORMED ENROLLMENT	(\$9,668.33)	501	Operating Transfer/Exp & Adj	2017
	November Activity	\$9,854,995.46			
	Ending Balance	\$726,880,480.84			

November Account Summary		
101	Premiums	134,611,469.46
102	HRA Waiver Contribution	706,562.50
110	Interest Income	654,488.60
120	Drug Rebates - Express Scripts	0.00
121	Drug Rebates - CVS	0.00
130	Transfers <i>From</i> other plan year(s)	0.00
201	Medical Claims - Humana	1,110.54
210	Medical Claims - Anthem	(77,650,464.49)
202	Humana Admin	(1,130,149.60)
203	HRA Embedded Claims - Humana	0.00
213	HRA Embedded Claims - Wage Works	(2,760,831.85)
204	HRA Waiver Claims - Humana	0.00
214	HRA Waiver Claims - Wage Works	(2,635,165.27)
215	Anthem Admin	(3,855,844.97)
216	Wage Works Admin	(261,847.00)
217	MDX Medical Admin - Compass Choice	(76,860.07)
301	Pharmacy Claims - Express Scripts	0.00
310	Pharmacy Claims - CVS	(36,310,686.57)
302	Express Scripts Admin	0.00
311	CVS Admin	(1,250,554.10)
500	Transfers <i>To</i> other plan year(s)	0.00
501	Operating Transfer/ Exp & Adj	(186,231.72)
	November Activity	\$9,854,995.46

Kentucky Employees' Health Plan – Status Report
Attachment A
4th Quarter, 2017
Page A-17

DECEMBER 2017 COMBINED TRANSACTION REPORT

Date	Description	Amount	LRC Code	LRC Description	Plan Year
	<u>Beginning Balance</u>	<u>\$726,880,480.84</u>			
01/03/2018	INTEREST DISTRIBUTION DECEMBER 2017	\$280.42	110	Interest Income	2012
01/03/2018	INTEREST DISTRIBUTION DECEMBER 2017	\$320.37	110	Interest Income	2013
12/04/2017	MEDICAL CLAIMS- ANTHEM	\$138.49	210	Medical Claims - Anthem	2013
01/03/2018	INTEREST DISTRIBUTION DECEMBER 2017	\$847.82	110	Interest Income	2014
12/05/2017	EXPRESS SCRIPTS RX REBATE	\$8,229.83	120	Drug Rebates - Express Scripts	2014
12/12/2017	MEDICARE CLAIMS REFUND	\$12,635.75	201	Medical Claims - Humana	2014
12/22/2017	HUMANA MED CLAIM RECOVERY MULTIPLE PLAN YRS	\$594,350.50	201	Medical Claims - Humana	2014
12/12/2017	MEDICAL CLAIMS PAYMENT	(\$130.00)	201	Medical Claims - Humana	2014
12/27/2017	MEDICAL CLAIMS- ANTHEM	\$10,596.31	210	Medical Claims - Anthem	2014
01/03/2018	INTEREST DISTRIBUTION DECEMBER 2017	\$575.15	110	Interest Income	2015
12/04/2017	MEDICAL CLAIMS- ANTHEM	\$62,391.62	210	Medical Claims - Anthem	2015
12/11/2017	MEDICAL CLAIMS- ANTHEM	(\$36,475.55)	210	Medical Claims - Anthem	2015
12/19/2017	MEDICAL CLAIMS- ANTHEM	\$17,339.66	210	Medical Claims - Anthem	2015
12/27/2017	MEDICAL CLAIMS- ANTHEM	\$51,879.18	210	Medical Claims - Anthem	2015
12/06/2017	CVS CAREMARK 11/16/17 - 11/23/17	(\$20.70)	311	CVS Admin	2015
12/12/2017	CVS CAREMARK 11/24/17 - 11/30/17	(\$4.50)	311	CVS Admin	2015
12/14/2017	CVS CAREMARK 12/1/17 - 12/7/17	(\$2.30)	311	CVS Admin	2015
12/13/2017	CORRECT DEPOSIT FUND ALLOCATIONS	(\$2,163.42)	101	Premiums	2016
01/03/2018	INTEREST DISTRIBUTION DECEMBER 2017	\$396,810.66	110	Interest Income	2016
12/04/2017	MEDICAL CLAIMS- ANTHEM	(\$1,780.50)	210	Medical Claims - Anthem	2016
12/11/2017	MEDICAL CLAIMS- ANTHEM	(\$222,404.21)	210	Medical Claims - Anthem	2016
12/19/2017	MEDICAL CLAIMS- ANTHEM	\$234,392.24	210	Medical Claims - Anthem	2016
12/27/2017	MEDICAL CLAIMS- ANTHEM	\$222,878.28	210	Medical Claims - Anthem	2016
12/18/2017	HRA CLAIM PAYMENTS (HRA EMBEDDED) - WW	(\$4.92)	213	HRA Embedded Claims - Wage - Works	2016
12/04/2017	CAREMARK CLAIMS	(\$11,155.98)	310	Pharmacy Claims - CVS	2016
12/27/2017	CAREMARK CLAIMS	(\$0.87)	310	Pharmacy Claims - CVS	2016
12/06/2017	CVS CAREMARK 11/16/17 - 11/23/17	(\$6.90)	311	CVS Admin	2016
12/12/2017	CVS CAREMARK 11/24/17 - 11/30/17	(\$50.65)	311	CVS Admin	2016
12/14/2017	CVS CAREMARK 12/1/17 - 12/7/17	(\$1.50)	311	CVS Admin	2016
12/11/2017	UPPS PAYROLL	\$12,988,607.18	101	Premiums	2017
12/22/2017	UPPS PAYROLL	\$13,040,417.24	101	Premiums	2017
12/01/2017	UPPS PAYROLL	\$61.10	101	Premiums	2017
12/06/2017	UPPS PAYROLL	\$837.82	101	Premiums	2017
12/14/2017	UPPS PAYROLL	\$2,375.36	101	Premiums	2017
12/19/2017	UPPS PAYROLL	(\$160.47)	101	Premiums	2017
12/27/2017	UPPS PAYROLL	\$3,758.84	101	Premiums	2017

Kentucky Employees' Health Plan – Status Report
Attachment A
4th Quarter, 2017
Page A-18

12/28/2017	UPPS PAYROLL	\$39.99	101	Premiums	2017
12/12/2017	NSF CK #1004	(\$79.98)	101	Premiums	2017
11/13/2017	EPAY-HEALTH PREMIUMS 2017	\$31,939.56	101	Premiums	2017
11/13/2017	EPAY-HEALTH PREMIUMS 2017	\$21,499.84	101	Premiums	2017
11/27/2017	EPAY-HEALTH PREMIUMS 2017	\$140,479.94	101	Premiums	2017
11/27/2017	EPAY-HEALTH PREMIUMS 2017	\$87,967.00	101	Premiums	2017
12/01/2017	HEALTH PREMIUMS 2017	\$669,937.24	101	Premiums	2017
12/04/2017	EPAY-HEALTH PREMIUMS 2017	\$877,329.48	101	Premiums	2017
12/04/2017	EPAY-HEALTH PREMIUMS 2017	\$341,492.81	101	Premiums	2017
12/04/2017	HEALTH PREMIUMS 2017	\$1,285,693.40	101	Premiums	2017
12/05/2017	EPAY-HEALTH PREMIUMS 2017	\$763,650.67	101	Premiums	2017
12/05/2017	EPAY-HEALTH PREMIUMS 2017	\$536,293.00	101	Premiums	2017
12/05/2017	KCTCS PREMIUM PAYMENT NOV 2017	\$108,237.00	101	Premiums	2017
12/05/2017	KCTCS PREMIUM PAYMENT NOV 2017	\$3,093,938.11	101	Premiums	2017
12/05/2017	HEALTH PREMIUMS 2017	\$1,175,785.25	101	Premiums	2017
12/06/2017	EPAY-HEALTH PREMIUMS 2017	\$79,184.67	101	Premiums	2017
12/06/2017	EPAY-HEALTH PREMIUMS 2017	\$22,564.62	101	Premiums	2017
12/06/2017	HEALTH PREMIUMS 2017	\$335,219.42	101	Premiums	2017
12/07/2017	EPAY-HEALTH PREMIUMS 2017	\$210,955.50	101	Premiums	2017
12/07/2017	HEALTH PREMIUMS 2017	\$485,346.70	101	Premiums	2017
12/08/2017	EPAY-HEALTH PREMIUMS 2017	\$13,948.88	101	Premiums	2017
12/08/2017	JEFFERSON CO BOE NOV 2017 HEALTH	\$1,567,532.81	101	Premiums	2017
12/08/2017	HEALTH PREMIUMS 2017	\$215,474.41	101	Premiums	2017
12/11/2017	EPAY-HEALTH PREMIUMS 2017	\$837,195.03	101	Premiums	2017
12/11/2017	EPAY-HEALTH PREMIUMS 2017	\$126,759.44	101	Premiums	2017
12/11/2017	HEALTH PREMIUMS 2017	\$773,353.50	101	Premiums	2017
12/12/2017	HEALTH PREMIUMS 2017	\$154,572.82	101	Premiums	2017
12/13/2017	HEALTH PREMIUMS 2017	\$126,472.64	101	Premiums	2017
12/14/2017	EPAY-HEALTH PREMIUMS 2017	\$132,823.29	101	Premiums	2017
12/14/2017	EPAY-HEALTH PREMIUMS 2017	\$41,858.43	101	Premiums	2017
12/14/2017	HEALTH PREMIUMS 2017	\$208,527.34	101	Premiums	2017
12/15/2017	JUDICIAL RETIREMENT 12/17	\$4,029.61	101	Premiums	2017
12/15/2017	JUDICIAL RETIREMENT 12/17	\$85,737.79	101	Premiums	2017
12/15/2017	LEGISLATIVE RETIREMENT 12/17	\$2,323.55	101	Premiums	2017
12/15/2017	LEGISLATIVE RETIREMENT 12/17	\$19,414.19	101	Premiums	2017
12/15/2017	HEALTH PREMIUMS 2017	\$389,991.49	101	Premiums	2017
12/18/2017	HEALTH PREMIUMS 2017	\$279,842.32	101	Premiums	2017
12/19/2017	HEALTH PREMIUMS 2017	\$374,457.91	101	Premiums	2017
12/20/2017	HEALTH PREMIUMS 2017	\$139,124.49	101	Premiums	2017
12/21/2017	EPAY-HEALTH PREMIUMS 2017	\$103,076.67	101	Premiums	2017

Kentucky Employees' Health Plan – Status Report
Attachment A
4th Quarter, 2017
Page A-19

12/21/2017	EPAY-HEALTH PREMIUMS 2017	\$115,034.48	101	Premiums	2017
12/21/2017	EPAY-HEALTH PREMIUMS 2017	\$70,084.96	101	Premiums	2017
12/21/2017	EPAY-HEALTH PREMIUMS 2017	\$118,269.20	101	Premiums	2017
12/21/2017	EPAY-HEALTH PREMIUMS 2017	\$46,144.89	101	Premiums	2017
12/21/2017	HEALTH PREMIUMS 2017	\$588,553.63	101	Premiums	2017
12/22/2017	EPAY-HEALTH PREMIUMS 2017	\$89,938.70	101	Premiums	2017
12/22/2017	HEALTH PREMIUMS 2017	\$624,999.62	101	Premiums	2017
12/27/2017	HEALTH PREMIUMS 2017	\$755,524.28	101	Premiums	2017
12/28/2017	HEALTH PREMIUMS 2017	\$736,102.22	101	Premiums	2017
12/04/2017	HLTH INS REFUND	(\$160.00)	101	Premiums	2017
12/22/2017	HLTH INS REFUND	(\$39.99)	101	Premiums	2017
12/04/2017	HLTH INS REFUND	(\$95.96)	101	Premiums	2017
12/04/2017	HLTH INS REFUND	(\$79.98)	101	Premiums	2017
12/22/2017	HLTH INS REFUND	(\$168.99)	101	Premiums	2017
12/04/2017	HLTH INS REFUND	(\$59.99)	101	Premiums	2017
12/04/2017	HLTH INS REFUND	(\$152.98)	101	Premiums	2017
12/22/2017	HLTH INS REFUND	(\$23.99)	101	Premiums	2017
12/22/2017	HLTH INS REFUND	(\$170.96)	101	Premiums	2017
12/22/2017	HLTH INS REFUND	(\$48.46)	101	Premiums	2017
12/01/2017	KDE PREMIUMS NOV 2017	\$58,851,890.09	101	Premiums	2017
12/08/2017	KRS 12/17 HEALTH PREMIUMS	\$22,522,752.30	101	Premiums	2017
12/22/2017	KTRS 12/17 PREMIUMS	\$9,578,051.89	101	Premiums	2017
12/13/2017	CORRECT DEPOSIT FUND ALLOCATIONS	\$2,163.42	101	Premiums	2017
12/11/2017	UPPS PAYROLL	\$342,037.50	102	HRA Waiver Contribution	2017
12/22/2017	UPPS PAYROLL	\$345,012.50	102	HRA Waiver Contribution	2017
12/27/2017	UPPS PAYROLL	\$87.50	102	HRA Waiver Contribution	2017
11/13/2017	EPAY-HRA WAIVER 2017	\$175.00	102	HRA Waiver Contribution	2017
12/04/2017	EPAY-HRA WAIVER 2017	\$175.00	102	HRA Waiver Contribution	2017
12/04/2017	EPAY-HRA WAIVER 2017	\$700.00	102	HRA Waiver Contribution	2017
12/05/2017	EPAY-HRA WAIVER 2017	\$1,575.00	102	HRA Waiver Contribution	2017
12/07/2017	EPAY-HRA WAIVER 2017	\$175.00	102	HRA Waiver Contribution	2017
12/07/2017	HRA WAIVER 2017	\$1,925.00	102	HRA Waiver Contribution	2017
12/07/2017	HRA WAIVER D/V 2017	\$175.00	102	HRA Waiver Contribution	2017
12/11/2017	EPAY-HRA WAIVER 2017	\$350.00	102	HRA Waiver Contribution	2017
12/11/2017	HRA WAIVER 2017	\$525.00	102	HRA Waiver Contribution	2017
12/14/2017	EPAY-HRA WAIVER 2017	\$525.00	102	HRA Waiver Contribution	2017
12/14/2017	EPAY-HRA WAIVER 2017	\$525.00	102	HRA Waiver Contribution	2017
12/15/2017	HRA WAIVER 2017	\$700.00	102	HRA Waiver Contribution	2017
12/15/2017	HRA WAIVER D/V 2017	\$175.00	102	HRA Waiver Contribution	2017
12/19/2017	EPAY-HRA WAIVER 2017	\$1,925.00	102	HRA Waiver Contribution	2017

Kentucky Employees' Health Plan – Status Report
Attachment A
4th Quarter, 2017
Page A-20

12/19/2017	HRA WAIVER D/V 2017	\$1,225.00	102	HRA Waiver Contribution	2017
12/20/2017	HRA WAIVER 2017	\$175.00	102	HRA Waiver Contribution	2017
12/21/2017	EPAY-HRA WAIVER 2017	\$4,550.00	102	HRA Waiver Contribution	2017
12/21/2017	EPAY-HRA WAIVER D/V 2017	\$350.00	102	HRA Waiver Contribution	2017
12/22/2017	EPAY-HRA WAIVER 2017	\$175.00	102	HRA Waiver Contribution	2017
12/27/2017	HRA WAIVER 2017	\$175.00	102	HRA Waiver Contribution	2017
12/28/2017	HRA WAIVER 2017	\$875.00	102	HRA Waiver Contribution	2017
12/28/2017	HRA D&V 2017	\$350.00	102	HRA Waiver Contribution	2017
12/01/2017	KDE HRA D&V NOV 2017	\$606,450.08	102	HRA Waiver Contribution	2017
12/01/2017	KDE HRA WAIVER NOV 2017	\$2,748,816.64	102	HRA Waiver Contribution	2017
12/27/2017	KDE HRA WAIVER DEC 2017	\$2,760,899.92	102	HRA Waiver Contribution	2017
12/27/2017	KDE HRA D&V DEC 2017	\$614,512.50	102	HRA Waiver Contribution	2017
01/03/2018	INTEREST DISTRIBUTION DECEMBER 2017	\$323,829.87	110	Interest Income	2017
12/12/2017	HUMANA HD BIOMETRIC SCREENING	(\$177,538.00)	202	Humana Admin	2017
12/12/2017	HUMANA WELLNESS COACHING 11/2017	(\$33,600.00)	202	Humana Admin	2017
12/12/2017	HUMANA BIOMETRIC SCREENING OFFSITE	(\$2,067.00)	202	Humana Admin	2017
12/12/2017	HUMANA HD BIOMETRIC SCREENING CREDIT -DUPLICATE BILLINGS	\$406.00	202	Humana Admin	2017
12/12/2017	HUMANA VITALITY REWARDS 11/2017	(\$152,467.00)	202	Humana Admin	2017
12/12/2017	HUMANA VITALITY GO 365 ASO FEES 11/2017	(\$542,782.52)	202	Humana Admin	2017
12/04/2017	MEDICAL CLAIMS- ANTHEM	(\$24,614,402.85)	210	Medical Claims - Anthem	2017
12/11/2017	MEDICAL CLAIMS- ANTHEM	(\$25,164,735.76)	210	Medical Claims - Anthem	2017
12/19/2017	MEDICAL CLAIMS- ANTHEM	(\$21,374,114.18)	210	Medical Claims - Anthem	2017
12/27/2017	MEDICAL CLAIMS- ANTHEM	(\$23,811,249.88)	210	Medical Claims - Anthem	2017
12/06/2017	MDX/COMPASS INCENTIVES 10-2017	(\$29,250.00)	210	Medical Claims - Anthem	2017
12/22/2017	WW- RECOVERIES - EMBEDDED HRA 2017	\$516.03	213	HRA Embedded Claims - Wage Works	2017
11/30/2017	HRA CLAIM PAYMENTS (HRA EMBEDDED) - WW	(\$140,178.97)	213	HRA Embedded Claims - Wage Works	2017
12/01/2017	HRA CLAIM PAYMENTS (HRA EMBEDDED) - WW	(\$113,271.48)	213	HRA Embedded Claims - Wage Works	2017
12/04/2017	HRA CLAIM PAYMENTS (HRA EMBEDDED) - WW	(\$264,903.27)	213	HRA Embedded Claims - Wage Works	2017
12/05/2017	HRA CLAIM PAYMENTS (HRA EMBEDDED) - WW	(\$43,822.08)	213	HRA Embedded Claims - Wage Works	2017
12/06/2017	HRA CLAIM PAYMENTS (HRA EMBEDDED) - WW	(\$124,396.45)	213	HRA Embedded Claims - Wage Works	2017
12/07/2017	HRA CLAIM PAYMENTS (HRA EMBEDDED) - WW	(\$148,361.69)	213	HRA Embedded Claims - Wage Works	2017
12/08/2017	HRA CLAIM PAYMENTS (HRA EMBEDDED) - WW	(\$124,481.06)	213	HRA Embedded Claims - Wage Works	2017
12/11/2017	HRA CLAIM PAYMENTS (HRA EMBEDDED) - WW	(\$257,927.52)	213	HRA Embedded Claims - Wage Works	2017
12/12/2017	HRA CLAIM PAYMENTS (HRA EMBEDDED) - WW	(\$39,873.86)	213	HRA Embedded Claims - Wage Works	2017
12/13/2017	HRA CLAIM PAYMENTS (HRA EMBEDDED) - WW	(\$116,526.14)	213	HRA Embedded Claims - Wage Works	2017
12/14/2017	HRA CLAIM PAYMENTS (HRA EMBEDDED) - WW	(\$125,308.86)	213	HRA Embedded Claims - Wage Works	2017

Kentucky Employees' Health Plan – Status Report
Attachment A
4th Quarter, 2017
Page A-21

12/15/2017	HRA CLAIM PAYMENTS (HRA EMBEDDED) - WW	(\$123,672.85)	213	HRA Embedded Claims - Wage Works	2017
12/18/2017	HRA CLAIM PAYMENTS (HRA EMBEDDED) - WW	(\$276,166.27)	213	HRA Embedded Claims - Wage Works	2017
12/19/2017	HRA CLAIM PAYMENTS (HRA EMBEDDED) - WW	(\$47,850.32)	213	HRA Embedded Claims - Wage Works	2017
12/20/2017	HRA CLAIM PAYMENTS (HRA EMBEDDED) - WW	(\$137,423.23)	213	HRA Embedded Claims - Wage Works	2017
12/21/2017	HRA CLAIM PAYMENTS (HRA EMBEDDED) - WW	(\$161,576.33)	213	HRA Embedded Claims - Wage Works	2017
12/22/2017	HRA CLAIM PAYMENTS (HRA EMBEDDED) - WW	(\$172,604.52)	213	HRA Embedded Claims - Wage Works	2017
12/27/2017	HRA CLAIM PAYMENTS (HRA EMBEDDED) - WW	(\$393,553.72)	213	HRA Embedded Claims - Wage Works	2017
12/28/2017	HRA CLAIM PAYMENTS (HRA EMBEDDED) - WW	(\$105,474.32)	213	HRA Embedded Claims - Wage Works	2017
12/22/2017	WW- RECOVERIES - WAIVER HRA	\$635.49	214	HRA Waiver Claims - Wage Works	2017
11/30/2017	HRA CLAIM PAYMENTS (HRA WAIVER)- WW	(\$119,010.13)	214	HRA Waiver Claims - Wage Works	2017
11/30/2017	HRA CLAIM PAYMENTS (HRA WAIVER D/V)- WW	(\$20,188.45)	214	HRA Waiver Claims - Wage Works	2017
12/01/2017	HRA CLAIM PAYMENTS (HRA WAIVER)- WW	(\$135,782.81)	214	HRA Waiver Claims - Wage Works	2017
12/01/2017	HRA CLAIM PAYMENTS (HRA WAIVER D/V)- WW	(\$15,512.55)	214	HRA Waiver Claims - Wage Works	2017
12/04/2017	HRA CLAIM PAYMENTS (HRA WAIVER D/V)- WW	(\$42,545.66)	214	HRA Waiver Claims - Wage Works	2017
12/04/2017	HRA CLAIM PAYMENTS (HRA WAIVER)- WW	(\$268,579.45)	214	HRA Waiver Claims - Wage Works	2017
12/05/2017	HRA CLAIM PAYMENTS (HRA WAIVER D/V)- WW	(\$4,056.30)	214	HRA Waiver Claims - Wage Works	2017
12/05/2017	HRA CLAIM PAYMENTS (HRA WAIVER)- WW	(\$47,855.43)	214	HRA Waiver Claims - Wage Works	2017
12/06/2017	HRA CLAIM PAYMENTS (HRA WAIVER)- WW	(\$120,655.67)	214	HRA Waiver Claims - Wage Works	2017
12/06/2017	HRA CLAIM PAYMENTS (HRA WAIVER D/V)- WW	(\$14,343.80)	214	HRA Waiver Claims - Wage Works	2017
12/07/2017	HRA CLAIM PAYMENTS (HRA WAIVER)- WW	(\$124,180.54)	214	HRA Waiver Claims - Wage Works	2017
12/07/2017	HRA CLAIM PAYMENTS (HRA WAIVER D/V)- WW	(\$22,056.94)	214	HRA Waiver Claims - Wage Works	2017
12/08/2017	HRA CLAIM PAYMENTS (HRA WAIVER D/V)- WW	(\$16,817.96)	214	HRA Waiver Claims - Wage Works	2017
12/08/2017	HRA CLAIM PAYMENTS (HRA WAIVER)- WW	(\$120,306.51)	214	HRA Waiver Claims - Wage Works	2017
12/11/2017	HRA CLAIM PAYMENTS (HRA WAIVER)- WW	(\$250,648.81)	214	HRA Waiver Claims - Wage Works	2017
12/11/2017	HRA CLAIM PAYMENTS (HRA WAIVER D/V)- WW	(\$36,530.42)	214	HRA Waiver Claims - Wage Works	2017
12/12/2017	HRA CLAIM PAYMENTS (HRA WAIVER)- WW	(\$54,954.48)	214	HRA Waiver Claims - Wage Works	2017
12/12/2017	HRA CLAIM PAYMENTS (HRA WAIVER D/V)- WW	(\$6,955.78)	214	HRA Waiver Claims - Wage Works	2017
12/13/2017	HRA CLAIM PAYMENTS (HRA WAIVER)- WW	(\$131,316.34)	214	HRA Waiver Claims - Wage Works	2017
12/13/2017	HRA CLAIM PAYMENTS (HRA WAIVER D/V)- WW	(\$22,816.43)	214	HRA Waiver Claims - Wage Works	2017
12/14/2017	HRA CLAIM PAYMENTS (HRA WAIVER)- WW	(\$138,217.39)	214	HRA Waiver Claims - Wage Works	2017
12/14/2017	HRA CLAIM PAYMENTS (HRA WAIVER D/V)- WW	(\$15,688.09)	214	HRA Waiver Claims - Wage Works	2017
12/15/2017	HRA CLAIM PAYMENTS (HRA WAIVER D/V)- WW	(\$31,205.28)	214	HRA Waiver Claims - Wage Works	2017
12/15/2017	HRA CLAIM PAYMENTS (HRA WAIVER)- WW	(\$96,615.38)	214	HRA Waiver Claims - Wage Works	2017

Kentucky Employees' Health Plan – Status Report
Attachment A
4th Quarter, 2017
Page A-22

12/18/2017	HRA CLAIM PAYMENTS (HRA WAIVER)- WW	(\$269,946.70)	214	HRA Waiver Claims - Wage Works	2017
12/18/2017	HRA CLAIM PAYMENTS (HRA WAIVER D/V)- WW	(\$37,686.44)	214	HRA Waiver Claims - Wage Works	2017
12/19/2017	HRA CLAIM PAYMENTS (HRA WAIVER D/V)- WW	(\$9,655.47)	214	HRA Waiver Claims - Wage Works	2017
12/19/2017	HRA CLAIM PAYMENTS (HRA WAIVER)- WW	(\$48,550.44)	214	HRA Waiver Claims - Wage Works	2017
12/20/2017	HRA CLAIM PAYMENTS (HRA WAIVER D/V)- WW	(\$26,301.31)	214	HRA Waiver Claims - Wage Works	2017
12/20/2017	HRA CLAIM PAYMENTS (HRA WAIVER)- WW	(\$129,539.95)	214	HRA Waiver Claims - Wage Works	2017
12/21/2017	HRA CLAIM PAYMENTS (HRA WAIVER)- WW	(\$142,914.55)	214	HRA Waiver Claims - Wage Works	2017
12/21/2017	HRA CLAIM PAYMENTS (HRA WAIVER D/V)- WW	(\$25,804.14)	214	HRA Waiver Claims - Wage Works	2017
12/22/2017	HRA CLAIM PAYMENTS (HRA WAIVER)- WW	(\$183,990.39)	214	HRA Waiver Claims - Wage Works	2017
12/22/2017	HRA CLAIM PAYMENTS (HRA WAIVER D/V)- WW	(\$35,937.72)	214	HRA Waiver Claims - Wage Works	2017
12/27/2017	HRA CLAIM PAYMENTS (HRA WAIVER)- WW	(\$356,691.69)	214	HRA Waiver Claims - Wage Works	2017
12/27/2017	HRA CLAIM PAYMENTS (HRA WAIVER D/V)- WW	(\$66,224.14)	214	HRA Waiver Claims - Wage Works	2017
12/28/2017	HRA CLAIM PAYMENTS (HRA WAIVER D/V)- WW	(\$17,778.45)	214	HRA Waiver Claims - Wage Works	2017
12/28/2017	HRA CLAIM PAYMENTS (HRA WAIVER)- WW	(\$138,566.53)	214	HRA Waiver Claims - Wage Works	2017
12/06/2017	ANTHEM ASO FEES 12/2017	(\$3,821,339.28)	215	Anthem Admin	2017
12/19/2017	ANTHEM ASO FEES - COBRA 11/2017	(\$3,511.20)	215	Anthem Admin	2017
12/21/2017	KDE NOV 2017 ASO FEE PMT	\$34,885.20	216	Wage Works Admin	2017
12/14/2017	COBRA ADMIN FEES 11/17 - WW	(\$44,189.00)	216	Wage Works Admin	2017
12/19/2017	ADMIN FEES 11/2017- WW	(\$358,537.20)	216	Wage Works Admin	2017
12/06/2017	MDX/COMPASS - SMARTSHOPPER ADMIN 11-2017	(\$76,925.26)	217	MDX Medical Admin - Compass Choice	2017
12/04/2017	CAREMARK CLAIMS	(\$8,052,620.71)	310	Pharmacy Claims - CVS	2017
12/11/2017	CAREMARK CLAIMS	(\$8,690,175.79)	310	Pharmacy Claims - CVS	2017
12/18/2017	CAREMARK CLAIMS	(\$9,912,107.15)	310	Pharmacy Claims - CVS	2017
12/27/2017	CAREMARK CLAIMS	(\$9,734,746.32)	310	Pharmacy Claims - CVS	2017
12/06/2017	CVS CAREMARK 11/16/17 - 11/23/17	(\$116,237.25)	311	CVS Admin	2017
12/12/2017	CVS CAREMARK 11/24/17 - 11/30/17	(\$108,038.65)	311	CVS Admin	2017
12/12/2017	CVS CAREMARK 10/2017 DRUG SAVING REVIEW	(\$104,903.64)	311	CVS Admin	2017
12/12/2017	CVS CAREMARK NURSING SERVICES 11/2017	(\$4,460.00)	311	CVS Admin	2017
12/12/2017	CVS CAREMARK 10/2017 PRIOR AUTHORIZATION	(\$54,690.00)	311	CVS Admin	2017
12/12/2017	CVS CAREMARK 10/2017 APPEALS	(\$29,980.00)	311	CVS Admin	2017
12/12/2017	CVS CAREMARK 10/2017 PHARM COUNSELING	(\$111,259.26)	311	CVS Admin	2017
12/12/2017	CVS CAREMARK 10/2017 ENHANCED SFTY MONITORING	(\$10,596.12)	311	CVS Admin	2017
12/12/2017	CVS CAREMARK RX AUDIT ADJUSTMENT 11/24/17-11/30/17	\$2,243.02	311	CVS Admin	2017
12/14/2017	CVS CAREMARK 12/1/17 - 12/7/17	(\$108,622.40)	311	CVS Admin	2017
12/11/2017	CHECK CANCELLATION FEE	(\$5.00)	501	Operating Transfer/Exp & Adj	2017

Kentucky Employees' Health Plan – Status Report
Attachment A
4th Quarter, 2017
Page A-23

12/11/2017	CHECK CANCELLATION FEE	(\$5.00)	501	Operating Transfer/Exp & Adj	2017
December Activity		\$1,626,734.93			
Ending Balance		<u><u>\$728,507,215.77</u></u>			

December Account Summary		
101	Premiums	135,996,232.86
102	HRA Waiver Contribution	7,435,316.64
110	Interest Income	722,664.29
120	Drug Rebates - Express Scripts	8,229.83
121	Drug Rebates - CVS	0.00
130	Transfers From other plan year(s)	0.00
201	Medical Claims - Humana	606,856.25
210	Medical Claims - Anthem	(94,654,797.15)
202	Humana Admin	(908,048.52)
203	HRA Embedded Claims - Humana	0.00
213	HRA Embedded Claims - Wage Works	(2,916,861.83)
204	HRA Waiver Claims - Humana	0.00
214	HRA Waiver Claims - Wage Works	(3,345,793.03)
215	Anthem Admin	(3,824,850.48)
216	Wage Works Admin	(367,841.00)
217	MDX Medical Admin - Compass Choice	(76,925.26)
301	Pharmacy Claims - Express Scripts	0.00
310	Pharmacy Claims - CVS	(36,400,806.82)
302	Express Scripts Admin	0.00
311	CVS Admin	(646,630.85)
500	Transfers To other plan year(s)	0.00
501	Operating Transfer/ Exp & Adj	(10.00)
December Activity		\$1,626,734.93

Kentucky Employees' Health Plan – Status Report
 4th Quarter, 2017
 Attachment B
 Page B-1

2017	PLAN YEAR 2012													TOTAL
	101	102	110	120	130	201	202	203	204	210	301	302	501	
	PREMIUMS	HRA WAIVER CONTRIBUTION	INTEREST INCOME	DRUG REBATES-ESI	TRANSFERS FROM OTHER PLAN YEARS	MEDICAL CLAIMS HUMANA	HUMANA ADMIN FEES	HRA EMBEDDED CLAIMS HUMANA	HRA WAIVER CLAIMS HUMANA	MEDICAL CLAIMS-ANTHEM	PHARMACY CLAIMS	EXPRESS SCRIPTS ADMIN FEES	OPERATING TRANSFERS & ADJ.	
2016 Balance Forward	1,599,840,340.77	47,805,724.83	234,800.88	33,581,171.36	110,197,550.06	(1,183,542,801.86)	(72,331,473.00)	(16,583,180.29)	(42,357,452.79)	0.00	(346,840,615.06)	(9,341,510.63)	(102,315,834.41)	\$18,346,720.06
January-17	0.00	0.00	10,602.05	0.00	0.00	63,015.38	0.00	0.00	0.00	0.00	0.00	0.00	0.00	\$73,617.43
February-17	0.00	0.00	11,746.14	0.00	0.00	0.00	0.00	0.00	0.00	0.00	0.00	0.00	0.00	\$11,746.14
March-17	0.00	0.00	13,528.91	0.00	0.00	0.00	0.00	0.00	0.00	0.00	0.00	0.00	0.00	\$13,528.91
April-17	0.00	0.00	15,476.21	0.00	0.00	0.00	0.00	0.00	0.00	8,840.00	0.00	0.00	0.00	\$24,316.21
May-17	0.00	0.00	14,473.38	0.00	0.00	0.00	0.00	0.00	0.00	0.00	0.00	0.00	0.00	\$14,473.38
June-17	0.00	0.00	14,388.84	0.00	0.00	0.00	0.00	0.00	0.00	0.00	0.00	0.00	(18,484,402.13)	(\$18,470,003.29)
July-17	0.00	0.00	12.38	0.00	0.00	0.00	0.00	0.00	0.00	0.00	0.00	0.00	0.00	\$12.38
August-17	0.00	0.00	13.50	0.00	0.00	162,482.79	0.00	0.00	0.00	72.68	0.00	0.00	0.00	\$162,568.97
September-17	0.00	0.00	157.00	0.00	0.00	0.00	0.00	0.00	0.00	0.00	0.00	0.00	0.00	\$157.00
October-17	0.00	0.00	173.90	0.00	0.00	(1,796.77)	0.00	0.00	0.00	748.00	0.00	0.00	0.00	(\$875.47)
November-17	0.00	0.00	259.21	0.00	0.00	0.00	0.00	0.00	0.00	0.00	0.00	0.00	0.00	\$259.21
December-17	0.00	0.00	280.42	0.00	0.00	0.00	0.00	0.00	0.00	0.00	0.00	0.00	0.00	\$280.42
Plan Year Transactions to Date	1,599,840,340.77	47,805,724.83	315,922.32	33,581,171.36	110,197,550.06	(1,183,319,100.46)	(72,331,473.00)	(16,583,180.29)	(42,357,452.79)	9,680.68	(346,840,615.06)	(9,341,510.63)	(120,800,236.54)	\$176,801.35

Kentucky Employees' Health Plan – Status Report
 4th Quarter, 2017
 Attachment B
 Page B-2

2016	PLAN YEAR 2012											TOTAL	
	101	102	110	120	130	201	202	203	204	301	302		501
	PREMIUMS	HRA/WAIVER CONTRIBUTION	INTEREST INCOME	DRUG REBATES-ESI	TRANSFERS FROM OTHER PLAN YEAR(S)	MEDICAL CLAIMS HUMANA	HUMANA ADMIN FEES	HRA EMBEDDED CLAIMS HUMANA	HRA/WAIVER CLAIMS HUMANA	PHARMACY CLAIMS	EXPERTS' ADMIN FEES	OPERATING TRANSFER/EXP & ADJ	CASH TRANSACTIONS
2015 Balance Forward	1,599,840,340.77	47,805,724.93	153,078.36	33,581,171.36	110,197,550.06	(1,184,366,690.30)	(72,331,473.00)	(16,581,649.31)	(42,339,395.74)	(346,840,615.06)	(9,341,510.63)	(102,315,834.41)	\$17,460,697.03
January-16	0.00	0.00	3,781.40	0.00	0.00	608,098.54	0.00	0.00	0.00	0.00	0.00	0.00	\$611,880.04
February-16	0.00	0.00	5,459.93	0.00	0.00	153,756.01	0.00	0.00	(1,582.85)	0.00	0.00	0.00	\$17,643.09
March-16	0.00	0.00	6,283.72	0.00	0.00	(130,968.80)	0.00	0.00	0.00	0.00	0.00	0.00	(\$124,665.08)
April-16	0.00	0.00	7,533.68	0.00	0.00	(4,464.71)	0.00	0.00	0.00	0.00	0.00	0.00	\$3,068.97
May-16	0.00	0.00	5,554.99	0.00	0.00	(97.50)	0.00	0.00	0.00	0.00	0.00	0.00	\$5,457.39
June-16	0.00	0.00	6,177.70	0.00	0.00	(57,081.96)	0.00	0.00	0.00	0.00	0.00	0.00	(\$50,904.26)
July-16	0.00	0.00	7,545.22	0.00	0.00	(166.32)	0.00	0.00	(3,849.56)	0.00	0.00	0.00	\$3,529.34
August-16	0.00	0.00	7,506.73	0.00	0.00	184,414.31	0.00	0.00	(3,116.80)	0.00	0.00	0.00	\$194,723.96
September-16	0.00	0.00	7,613.43	0.00	0.00	33,656.14	0.00	0.00	0.00	0.00	0.00	0.00	\$41,269.57
October-16	0.00	0.00	7,252.31	0.00	0.00	23,156.96	0.00	0.00	0.00	0.00	0.00	0.00	\$30,409.27
November-16	0.00	0.00	8,454.84	0.00	0.00	15,215.14	0.00	0.00	0.00	0.00	0.00	0.00	\$23,679.98
December-16	0.00	0.00	8,538.67	0.00	0.00	(1,629.37)	0.00	(1,530.96)	(9,505.84)	0.00	0.00	0.00	(\$4,127.52)
Plan Year Transactions to Date	1,599,840,340.77	47,805,724.93	234,800.88	33,581,171.36	110,197,550.06	(1,183,542,801.96)	(72,331,473.00)	(16,583,180.29)	(42,357,452.79)	(346,840,615.06)	(9,341,510.63)	(102,315,834.41)	\$16,346,720.06

Kentucky Employees' Health Plan – Status Report
 4th Quarter, 2017
 Attachment B
 Page B-3

2015	PLAN YEAR 2012												TOTAL
	101	110	120	130	201	202	203	204	301	302	501	CASH TRANSACTIONS	
	PREMIUMS	HRA WALKER CONTRIBUTION	INTEREST INCOME	DRUG REBATES- ESCRIPTS	TRANSFERS FROM OTHER PLAN YEAR(S)	MEDICAL CLAIMS	HUMANIA ADMIN FEES	HRA EMBEDDED CLAIMS	HRA WALKER CLAIMS	PHARMACY CLAIMS	EXPRESS SCRIPTS ADMIN FEES	OPERATING TRANSFERREP & ADJ	
2014 Balance Forward	1,599,840,340.77	47,805,724.93	89,614.38	33,581,171.36	110,197,550.06	(1,185,072,189.28)	(72,317,630.36)	(16,579,973.31)	(42,319,577.74)	(346,837,737.26)	(9,341,129.26)	(9,315,634.41)	\$109,790,239.88
January-15	0.00	0.00	6,448.84	0.00	0.00	175,439.45	0.00	(795.35)	556.65	0.07	(3.87)	0.00	\$181,545.79
February-15	0.00	0.00	7,145.87	0.00	0.00	(57,818.33)	0.00	0.00	0.00	(3,812.05)	(230.00)	0.00	(\$54,714.51)
March-15	0.00	0.00	9,442.49	0.00	0.00	202,617.77	(960.00)	0.00	0.00	3.14	(15.00)	0.00	\$211,058.34
April-15	0.00	0.00	9,716.04	0.00	0.00	92,697.56	0.00	0.00	(395.00)	0.00	0.00	0.00	\$102,018.60
May-15	0.00	0.00	9,333.77	0.00	0.00	(20,309.94)	(9,543.12)	0.00	(21.20)	0.00	(132.50)	0.00	(\$20,972.99)
June-15	0.00	0.00	9,036.44	0.00	0.00	99,705.83	(3,283.92)	0.00	0.00	0.00	0.00	(83,000,000.00)	(\$92,894,541.85)
July-15	0.00	0.00	1,723.34	0.00	0.00	141,499.02	0.00	(116.19)	(8,501.89)	0.00	0.00	0.00	\$134,604.28
August-15	0.00	0.00	1,848.92	0.00	0.00	82,506.49	0.00	(111.19)	(4,720.66)	0.00	0.00	0.00	\$79,524.46
September-15	0.00	0.00	1,573.33	0.00	0.00	(201,929.09)	0.00	0.00	(246.48)	0.00	0.00	0.00	(\$200,602.24)
October-15	0.00	0.00	1,652.52	0.00	0.00	(8,876.90)	(4.01)	(653.27)	(6,519.42)	931.04	0.00	0.00	(\$13,470.04)
November-15	0.00	0.00	1,731.80	0.00	0.00	60,506.48	0.00	0.00	0.00	0.00	0.00	0.00	\$62,238.28
December-15	0.00	0.00	3,809.78	0.00	0.00	79,490.64	(21.59)	0.00	0.00	0.00	0.00	0.00	\$83,278.83
Plan Year Transactions to Date	1,599,840,340.77	47,805,724.93	153,078.36	33,581,171.36	110,197,550.06	(1,184,996,690.30)	(72,331,473.00)	(16,581,649.31)	(42,339,395.74)	(346,840,615.06)	(9,341,510.63)	(102,315,834.41)	\$17,460,697.03

Kentucky Employees' Health Plan – Status Report
 4th Quarter, 2017
 Attachment B
 Page B-4

PLAN YEAR 2012														
2014	101	102	110	120	130	201	202	203	204	301	302	501	TOTAL	
	PREMIUMS	HRA WAIVER CONTRIBUTION	INTEREST INCOME	DRUG REBATES	TRANSFERS FROM PLAN YEARS	MEDICAL CLAIMS	HUMANADN ADMIN FEES	HRA SELECT CLAIMS	HRA WAIVER CLAIMS	PHARMACY CLAIMS	EXPRESS SCRIPTS ADMIN FEES	TRANSFERS TO OTHER PLAN YEARS	OPERATING TRANSFERS & ADJ	CASH TRANSACTIONS
2013 Balance Forward	1,599,837,084.81	47,805,724.93	54,248.60	33,269,304.38	0.00	(1,188,138,105.61)	(72,301,788.87)	(16,590,120.83)	(42,352,116.18)	(346,961,390.71)	(9,340,081.00)	0.00	(9,275,024.00)	(\$4,010,263.88)
January-14	1,137.02	0.00	(302.44)	136,307.71	0.00	125,186.37	(4,807.27)	1,692.95	4,573.94	(729.95)	(488.18)	0.00	0.00	\$262,510.15
February-14	575.60	0.00	(417.50)	0.00	0.00	(666,961.33)	0.00	579.20	346.39	(11,738.29)	(62.50)	0.00	0.00	(\$817,700.43)
March-14	1,545.34	0.00	(384.02)	2,462.23	0.00	956,559.80	(5,992.28)	891.89	3,487.06	(946.57)	(60.00)	0.00	0.00	\$957,563.45
April-14	0.00	0.00	(226.71)	0.00	0.00	149,010.62	(829.59)	2,267.46	4,828.83	(3,327.70)	(297.50)	0.00	(42,810.41)	\$108,615.00
May-14	0.00	0.00	(217.51)	0.00	0.00	(299,077.43)	(2,832.66)	1,131.44	8,430.78	(37.34)	(5.00)	0.00	0.00	(\$292,607.72)
June-14	0.00	0.00	(148.08)	(664.07)	0.00	491,655.54	0.00	2,063.75	4,789.71	139,238.99	(5.00)	0.00	0.00	\$657,020.84
July-14	0.00	0.00	(96.42)	0.00	110,463,130.17	173,250.61	0.00	1,447.89	3,889.05	31.40	0.00	0.00	0.00	\$110,641,652.70
August-14	0.00	0.00	6,064.05	173,760.51	(209,965.70)	455,770.84	(48.12)	546.91	1,060.67	8,037.02	(7.50)	0.00	0.00	\$452,218.66
September-14	0.00	0.00	7,129.23	0.00	(54,222.38)	524,543.51	(76.77)	(67.63)	430.90	0.00	0.00	0.00	0.00	\$477,736.86
October-14	0.00	0.00	8,310.03	0.00	(1,392.03)	397,112.63	(125.93)	(272.10)	471.11	(14,601.47)	(87.50)	0.00	0.00	\$389,414.72
November-14	0.00	0.00	6,770.87	0.00	0.00	(90,169.84)	(1,054.63)	0.00	0.00	0.00	(2.50)	0.00	0.00	(\$84,436.10)
December-14	0.00	0.00	8,884.30	0.00	0.00	869,035.01	(34.22)	(134.24)	230.00	7,657.36	(32.58)	0.00	0.00	\$885,605.63
Plan Year Transactions to Date	1,599,840,340.77	47,805,724.93	89,614.38	33,981,171.36	110,197,530.06	(1,188,012,189.28)	(72,317,630.36)	(16,579,973.31)	(42,319,577.74)	(346,837,737.26)	(9,341,129.26)	0.00	(9,315,834.41)	\$109,790,329.88

1 Per HB 235 plan year balances for 2010 and 2011 as of December 31, 2013, and all subsequent balances from those plan years were transferred to Plan Year 2012.

Kentucky Employees' Health Plan – Status Report
 4th Quarter, 2017
 Attachment B
 Page B-5

2013	PLAN YEAR 2012												TOTAL	
	101	102	110	120	130	201	202	203	204	301	302	500		501
	PREMIUMS	HRA WAIVER CONTRIBUTION	INTEREST INCOME	DRUG REBATES	TRANSFERS TO OTHER PLAN YEARS	MEDICAL CLAIMS	HUMANA ADMIN FEES	HRA SELECT CLAIMS	HRA WAIVER CLAIMS	PHARMACY CLAIMS	EXPRESS SCRIPTS ADMIN FEES	TRANSFERS TO OTHER PLAN YEARS	OPERATING TRANSFERS & ADJ	
2012 Balance Forward	1,532,116,948.31	47,791,374.93	55,527.24	15,552,460.50	0.00	(1,079,697,997.28)	(71,532,836.71)	(15,260,344.10)	(37,941,321.50)	(340,860,449.84)	(9,166,555.84)	0.00	(9,192,364.71)	\$32,464,441.03
January-13	66,421,106.81	9,450.00	-4,307.68	0.00	0.00	(76,865,066.11)	0.00	(407,608.80)	(1,383,439.57)	(6,691,143.45)	(163,146.01)	0.00	(80,659.29)	(18,576,188.84)
February-13	-490,241.46	52,500.00	4,550.03	0.00	0.00	(21,355,755.60)	(209,880.10)	(169,484.78)	(668,980.55)	37,270.85	(7,250.91)	0.00	0.00	(321,934,039.60)
March-13	747,225.35	(2.68)	(1,163.92)	0.00	0.00	(6,843,059.91)	(446,934.16)	(395,028.68)	(1,125,285.69)	(19,148.52)	(723.98)	0.00	0.00	(88,084,122.19)
April-13	(279,222)	(347.32)	(2,894.80)	8,388,953.09	0.00	(4,939,473.95)	(35,999.14)	(340,343.04)	(1,145,075.24)	(6,931.34)	(742.16)	0.00	0.00	\$2,116,866.88
May-13	(318.85)	20,959.92	(1,811.71)	0.00	0.00	(2,424,459.00)	(25,226.37)	(66,565.93)	(136,665.53)	(18,170.00)	(178.82)	0.00	0.00	(32,652,456.31)
June-13	518.06	(20,959.92)	(1,555.69)	9,450,603.62	0.00	2,900,988.31	0.00	429.10	2,504.65	403.21	(345.50)	0.00	0.00	\$12,312,585.84
July-13	(2,027.16)	0.00	(390.07)	0.00	0.00	(550,113.94)	(16,272.95)	(1,364.84)	(16,388.26)	(10,680.16)	(510.00)	0.00	0.00	(859,757.36)
August-13	(4,323.19)	0.00	(487.02)	0.00	0.00	160,199.26	(5,212.32)	4,201.81	10,857.65	6,608.11	(503.82)	0.00	0.00	\$17,150,404.46
September-13	125,503.82	0.00	(548.71)	(302,712.23)	0.00	(803,016.89)	(17,232.89)	39,613.72	49,578.91	(679.88)	(80.00)	0.00	0.00	(869,574.25)
October-13	220.00	0.00	(495.19)	0.00	0.00	133,041.89	(9,874.47)	(1,444.23)	(1,289.55)	1,530.38	(31.46)	0.00	0.00	\$121,657.57
November-13	2,198.38	0.00	(357.70)	0.00	0.00	290,892.39	0.00	(407.30)	(2,899.11)	0.00	(12.50)	0.00	0.00	\$289,423.16
December-13	71.04	0.00	(431.54)	0.00	0.00	1,253,715.22	(2,319.76)	8,226.36	6,278.43	0.00	0.00	0.00	0.00	\$1,267,539.75
Plan Year Transactions to Date	1,599,877,084.81	47,805,724.93	54,248.60	33,269,394.98	0.00	(1,188,158,105.61)	(72,301,788.87)	(16,590,120.83)	(42,332,116.18)	(346,961,390.71)	(9,340,081.00)	0.00	(9,273,024.00)	(64,010,263.88)

203 The September 2013 expenses have been reduced by \$50,563.55 which is the net result of a refund from Humana in the amount of \$51,644.70 for claims overcharges and a payment to Humana for duplicated claims refunds in the amount of \$1,081.15.
 204 The September 2013 expenses have been reduced by \$64,346.13 which is the net result of a refund from Humana in the amount of \$71,011.17 for claims overcharges and a payment to Humana for duplicated claims refunds in the amount of \$6,665.04.

Kentucky Employees' Health Plan – Status Report
 4th Quarter, 2017
 Attachment B
 Page B-6

PLAN YEAR 2012														
	101	102	110	120	130	201	202	203	204	301	302	500	501	TOTAL
	PREMIUMS	HRA WAIVER CONTRIBUTION	INTEREST INCOME	DRUG REBATES	TRANSFERS FROM OTHER PLANS (PLAN YEARS)	MEDICAL CLAIMS	HUMANAN ADMIN FEES	HRA SELECT CLAIMS	HRA WAIVER CLAIMS	PHARMACY CLAIMS	EXPRESSIONS ADMIN FEES	TRANSFERS FROM OTHER PLANS (PLAN YEARS)	OPERATING TRANSFERS & ADJ	CASH TRANSACTIONS
2011 Balance Forward	0.00	0.00	0.00	0.00	0.00	0.00	0.00	0.00	0.00	0.00	0.00	0.00	0.00	\$0.00
January-12	69,528,948.14	4,053,197.91	0.00	0.00	(23,704,204.41)	(5,825,992.95)	(1,275,395.17)	(2,975,345.92)	(26,492,934.54)	0.00	(525,989.29)	0.00	(1,446,700.00)	\$11,337,583.77
February-12	130,592,230.40	4,095,844.16	85.18	0.00	(80,086,211.16)	(5,784,867.09)	(1,428,846.68)	(3,295,644.17)	(19,208,117.54)	0.00	(781,779.35)	0.00	(650,000.00)	\$22,954,693.75
March-12	135,681,761.89	4,049,823.20	562.20	0.00	(83,762,360.41)	(5,822,455.25)	(1,647,270.51)	(3,540,723.01)	(33,181,997.87)	0.00	(896,089.76)	0.00	(400,000.00)	\$10,480,950.48
April-12	120,965,344.25	3,947,101.33	3,498.15	0.00	(98,897,053.12)	(5,942,894.37)	(1,542,276.95)	(3,338,222.90)	(26,040,773.16)	0.00	(750,575.79)	0.00	(2,579,500.00)	(\$14,285,662.56)
May-12	131,051,730.72	4,051,460.97	26,693.10	0.00	(98,470,716.25)	(6,035,691.61)	(1,523,255.88)	(3,518,145.59)	(32,746,779.20)	0.00	(624,466.72)	0.00	0.00	(\$7,789,170.46)
June-12	123,669,128.01	2,160,777.56	3,328.15	0.00	(93,812,170.74)	(6,024,074.49)	(1,408,270.13)	(3,735,832.34)	(27,178,669.80)	0.00	(651,847.04)	0.00	(360,000.00)	(\$7,277,459.82)
July-12	138,601,891.14	2,582,010.48	3,175.00	0.00	(105,978,992.50)	(5,770,981.74)	(1,427,629.74)	(3,933,236.06)	(33,228,594.36)	0.00	(1,126,439.99)	0.00	(2,075,000.00)	\$7,648,191.23
August-12	134,691,134.90	3,938,126.10	8,261.54	0.00	(107,305,748.66)	(5,945,006.32)	(1,209,480.27)	(3,212,848.87)	(26,239,257.41)	0.00	(842,445.57)	0.00	800,000.00	(\$5,275,264.56)
September-12	73,635,254.66	3,905,917.68	3,047.25	7,612,407.60	(85,118,148.95)	(6,259,115.64)	(871,481.45)	(2,410,812.81)	(26,448,775.65)	0.00	(592,972.44)	0.00	(115,000.00)	(\$36,659,677.75)
October-12	189,825,294.96	7,029,303.50	(4,719.05)	0.00	(106,957,542.28)	(5,762,839.68)	(1,029,292.15)	(2,760,233.33)	(33,480,572.63)	0.00	(724,384.70)	0.00	(2,092,895.54)	\$44,042,316.10
November-12	132,136,802.40	3,991,012.86	5,425.11	0.00	(104,244,012.02)	(5,775,498.47)	(969,656.03)	(2,765,702.07)	(26,368,503.83)	0.00	0.00	0.00	(290,104.00)	(\$4,220,206.05)
December-12	131,737,456.84	3,986,999.18	6,170.61	7,940,052.90	(90,692,823.78)	(6,603,451.10)	(926,889.14)	(2,518,532.43)	(20,726,073.82)	0.00	(1,449,574.19)	0.00	(43,165.17)	\$11,510,137.90
Plan Year Transactions to Date	1,552,116,948.31	47,791,374.93	55,527.24	15,552,460.50	(1,079,097,997.28)	(71,532,836.71)	(15,260,344.10)	(37,941,321.89)	(340,860,449.81)	0.00	(9,166,555.84)	0.00	(9,192,364.71)	\$32,464,441.03

1 Please note that the August 2012 KDE health insurance premium payment of \$52,467,299.39 one would expect to see included in the September 2012 premiums was not submitted in eMARS until October 2012. If this payment had been included in the September 2012 health insurance premiums the Cash Transactions balance for September-12 would have been a positive \$15,807,621.64.

Kentucky Employees' Health Plan – Status Report
 4th Quarter, 2017
 Attachment B
 Page B-7

2017	PLAN YEAR 2013											TOTAL	
	101	102	110	120	201	202	203	204	210	301	302		501
	PREMIUMS	HRA WAWER CONTRIBUTION	INTEREST INCOME	DRUG REBATES-ESI	MEDICAL CLAIMS HUMANA	HUMANA ADMIN FEES	HRA EMBEDDED CLAIMS HUMANA	HRA WAWER CLAIMS HUMANA	MEDICAL CLAIMS- ANTHEM	PHARMACY CLAIMS	EXPRESS SCRIPTS ADMIN FEES	OPERATING TRANSFERS & ADJ	
2016 Balance Forward	1,598,884,831.38	46,183,376.19	534,437.31	37,769,920.85	(1,193,076,762.50)	(72,183,914.89)	(17,108,797.79)	(41,570,957.25)	6,548.26	(346,232,784.41)	(9,200,536.34)	86,369,309.77	\$90,394,670.58
January-17	0.00	0.00	52,230.75	0.00	52,867.32	0.00	0.00	0.00	0.00	0.00	0.00	0.00	\$105,098.07
February-17	0.00	0.00	57,702.82	0.00	0.00	0.00	0.00	0.00	4,575.00	0.00	0.00	0.00	\$62,277.82
March-17	0.00	0.00	66,464.04	0.00	0.00	0.00	0.00	0.00	63.03	0.00	0.00	0.00	\$66,527.07
April-17	0.00	0.00	76,030.66	0.00	0.00	0.00	0.00	0.00	0.00	0.00	0.00	0.00	\$76,030.66
May-17	0.00	0.00	71,069.99	0.00	19,561.07	0.00	0.00	0.00	0.00	0.00	0.00	0.00	\$90,631.06
June-17	333.57	0.00	70,719.21	0.00	0.00	0.00	0.00	0.00	0.00	0.00	0.00	(90,795,235.26)	(\$90,714,182.49)
July-17	(333.57)	0.00	61.08	0.00	333.57	0.00	0.00	0.00	0.00	0.00	0.00	0.00	\$61.08
August-17	0.00	0.00	66.66	0.00	124,421.34	0.00	0.00	0.00	6,250.00	0.00	0.00	0.00	\$130,738.00
September-17	0.00	0.00	179.05	0.00	0.00	0.00	0.00	0.00	3,274.83	0.00	0.00	0.00	\$3,453.88
October-17	0.00	0.00	200.86	0.00	(5,243.41)	0.00	0.00	0.00	0.00	0.00	0.00	0.00	(\$5,042.55)
November-17	0.00	0.00	294.51	0.00	1,110.54	0.00	0.00	0.00	0.00	0.00	0.00	0.00	\$1,405.05
December-17	0.00	0.00	320.37	0.00	0.00	0.00	0.00	0.00	138.49	0.00	0.00	0.00	\$458.86
Plan Year Transactions to Date	1,598,884,831.38	46,183,376.19	929,777.31	37,769,920.85	(1,192,883,712.07)	(72,183,914.89)	(17,108,797.79)	(41,570,957.25)	20,849.61	(346,232,784.41)	(9,200,536.34)	(4,415,925.49)	\$202,127.10

Kentucky Employees' Health Plan – Status Report
 4th Quarter, 2017
 Attachment B
 Page B-8

PLAN YEAR 2013													
	101	102	110	120	201	202	203	204	210	301	302	501	TOTAL
	PREMIUMS	HRA WAIVER CONTRIBUTION	INTEREST INCOME	DRUG REBATES-ESI	MEDICAL CLAIMS HUMANA	HUMANA ADMIN FEES	HRA EMBEDDED CLAIMS HUMANA	HRA WAIVER CLAIMS HUMANA	MEDICAL CLAIMS-ANTHEM	PHARMACY CLAIMS	EXPRESS SCRIPTS ADMIN FEES	OPERATING TRANSFERREP & ADJ	CASH TRANSACTIONS
2016													
2015 Balance Forward	1,598,884,831.38	46,193,376.19	128,703.81	37,769,920.85	(1,193,405,509.29)	(72,183,794.06)	(17,107,674.52)	(41,571,938.93)	0.00	(346,332,784.41)	(9,200,536.34)	86,369,309.77	\$89,657,904.45
January-16	0.00	0.00	19,417.95	0.00	1,342,952.27	0.00	0.00	0.00	0.00	0.00	0.00	0.00	\$1,362,370.20
February-16	0.00	0.00	27,548.60	0.00	45,751.57	(120.83)	0.00	0.00	0.00	0.00	0.00	0.00	\$73,179.34
March-16	0.00	0.00	31,398.71	0.00	(427,608.14)	0.00	0.00	0.00	0.00	0.00	0.00	0.00	(\$395,609.43)
April-16	0.00	0.00	37,739.18	0.00	(1,100,570.00)	0.00	0.00	0.00	0.00	0.00	0.00	0.00	(\$1,062,830.82)
May-16	0.00	0.00	27,496.39	0.00	(9,778.81)	0.00	0.00	0.00	0.00	0.00	0.00	0.00	\$17,717.58
June-16	0.00	0.00	30,575.53	0.00	(78,019.01)	0.00	0.00	0.00	0.00	0.00	0.00	0.00	(\$47,443.48)
July-16	0.00	0.00	37,429.31	0.00	(60.22)	0.00	(561.58)	(2,453.36)	0.00	0.00	0.00	0.00	\$34,532.15
August-16	0.00	0.00	37,245.34	0.00	284,638.41	0.00	(100.34)	(6,560.57)	0.00	0.00	0.00	0.00	\$344,604.05
September-16	0.00	0.00	37,515.53	0.00	31,506.72	0.00	0.00	(363.92)	0.00	0.00	0.00	0.00	\$68,656.33
October-16	0.00	0.00	35,682.70	0.00	139,757.53	0.00	0.00	(131.07)	0.00	0.00	0.00	0.00	\$175,309.16
November-16	0.00	0.00	41,660.46	0.00	104,926.51	0.00	0.00	0.00	1,182.50	0.00	0.00	0.00	\$147,769.47
December-16	0.00	0.00	42,023.82	0.00	(5,290.04)	0.00	(461.35)	(3,505.40)	5,365.76	0.00	0.00	0.00	\$38,132.79
Plan Year Transfers to Date	1,598,884,831.38	46,193,376.19	534,487.31	37,769,920.85	(1,193,405,509.29)	(72,183,914.89)	(17,108,797.79)	(41,570,957.25)	6,548.26	(346,332,784.41)	(9,200,536.34)	86,369,309.77	\$90,384,670.58
501													

Prior to the September 2015 report the plan year 2013 balance included ERRP funds in the amount of \$10,159,793.00 and plan year 2014 included ERRP funds in the amount of \$85,687,746.30. The September 2015 report includes an entry transferring ERRP funds in the amount of \$85,687,746.30 from plan year 2014 to plan year 2013. Per ERRP guidelines concerning maintenance of contribution, it was determined to use all ERRP funds for claims incurred in plan year 2013. Specifically, KEHP had claims of approximately \$130 million incurred in plan year 2013 but paid in plan year 2014. The plan year 2014 balance now includes no ERRP funds and the plan year 2013 balance includes ERRP funds in the amount of \$95,847,539.30.

Kentucky Employees' Health Plan – Status Report
4th Quarter, 2017
Attachment B
Page B-9

PLAN YEAR 2013													TOTAL
2015	101	102	110	120	201	202	203	204	210	301	302	501	CASH TRANSACTIONS
	PREMIUMS	HRA WAIVER CONTRIBUTIONS	INTEREST INCOME	DRUG REBATES- ESCRIPTS	MEDICAL CLAIMS	HUMANA ADMIN FEES	HRA EMBEDDED CLAIMS	HRA WAIVER CLAIMS	MEDICAL CLAIMS- ANTHEM	PHARMACY CLAIMS	EXPRESS SCRIPTS ADMIN FEES	OPERATING TRANSFERS & ADJ	
2014 Balance Forward	1,598,884,481.38	46,193,376.19	89,162.16	37,769,920.85	(1,194,776,188.92)	(72,291,381.68)	(17,110,444.18)	(41,371,659.95)	0.00	(346,231,300.28)	(9,198,798.13)	681,563.47	\$2,408,880.91
January-15	0.00	0.00	142.03	0.00	431,066.75	0.00	949.18	6,660.14	0.00	2,288.06	(24.03)	0.00	\$44,082.13
February-15	0.00	0.00	185.19	0.00	(477,835.59)	(1,725.14)	0.00	0.00	0.00	(17,787.78)	(1,601.28)	0.00	(\$498,764.60)
March-15	0.00	0.00	244.70	0.00	307,722.49	(3,613.80)	0.00	0.00	0.00	6,691.53	(76.61)	0.00	\$310,968.31
April-15	0.00	0.00	255.34	0.00	846,201.75	(5,287.26)	0.00	0.00	0.00	0.00	0.00	0.00	\$84,149.89
May-15	0.00	0.00	296.65	0.00	(377,819.70)	(8,245.45)	1,820.48	7,060.88	0.00	0.00	(21.29)	0.00	(\$376,908.43)
June-15	0.00	0.00	256.55	0.00	96,823.41	131,918.96	0.00	0.00	0.00	0.00	(15.00)	0.00	\$228,983.12
July-15	0.00	0.00	333.96	0.00	971,491.85	0.00	0.00	0.00	0.00	0.00	0.00	0.00	\$971,825.79
August-15	0.00	0.00	358.46	0.00	(49,634.88)	(4,612.85)	0.00	0.00	0.00	0.00	0.00	0.00	(\$53,889.27)
September-15	0.00	0.00	383.55	0.00	(81,808.20)	(313.05)	0.00	0.00	0.00	0.00	0.00	85,687,746.30	\$85,126,008.60
October-15	0.00	0.00	8,225.42	0.00	(710.62)	(330.61)	0.00	0.00	0.00	37,224.06	0.00	0.00	\$44,808.25
November-15	0.00	0.00	8,945.89	0.00	103,061.38	68.68	0.00	0.00	0.00	0.00	0.00	0.00	\$112,075.95
December-15	0.00	0.00	19,634.11	0.00	82,121.01	(71.32)	0.00	0.00	0.00	0.00	0.00	0.00	\$101,683.80
Plan Year Transactions to Date	1,598,884,481.38	46,193,376.19	128,703.81	37,769,920.85	(1,193,405,509.29)	(72,185,794.66)	(17,107,674.33)	(41,337,938.93)	0.00	(346,232,784.41)	(9,200,536.34)	86,369,309.77	\$89,657,904.45

501 Prior to the September 2015 report the plan year 2013 balance included ERRP funds in the amount of \$10,159,793.00 and plan year 2014 included ERRP funds in the amount of \$85,687,746.30. The September 2015 report includes an entry transferring ERRP funds in the amount of \$85,687,746.30 from plan year 2014 to plan year 2013. Per ERRP guidelines concerning maintenance of contribution, it was determined to use all ERRP funds for claims incurred in plan year 2013. Specifically, KEHP had claims of approximately \$130 million incurred in plan year 2013 but paid in plan year 2014. The plan year 2014 balance now includes no ERRP funds and the plan year 2013 balance includes ERRP funds in the amount of \$95,847,539.50.

Kentucky Employees' Health Plan – Status Report
4th Quarter, 2017
Attachment B
Page B-10

PLAN YEAR 2013													TOTAL	
2014	101	102	110	120	130	201	202	203	204	301	302	500	501	TOTAL
	PREMIUMS	HRAWAIVER CONTRIBUTION	INTEREST INCOME	DRUG REBATES	TRANSFERS FROM OTHER PLAN YEARS	MEDICAL CLAIMS	HUMANV.A. ADMIN FEES	HRA SELECT CLAIMS	HRAWAIVER CLAIMS	PHARMACY CLAIMS	EXPRESSIONS SCRIPTS ADMIN FEES	TRANSFERS TO OTHER PLAN YEARS	OPERATING TRANSFERS & ADJ	CASH TRANSACTIONS
2013 Balance Forward	1,533,384,047.87	46,186,551.19	78,790.06	17,517,925.22	0.00	(1,076,115,537.17)	(71,308,626.85)	(16,148,668.49)	(38,194,591.64)	(337,125,949.67)	(7,952,611.78)	0.00	377,594.69	\$50,695,435.23
January-14	63,653,286.01	6,650.00	1,768.99	(136,307.71)	0.00	(81,577,661.42)	(638,749.06)	(370,054.23)	(1,327,447.90)	(9,159,983.27)	(836,017.69)	0.00	0.00	(\$30,514,516.27)
February-14	1,591,766.21	0.00	5,994.35	9,798,339.70	0.00	(20,069,536.01)	0.00	(196,601.31)	(669,652.22)	53,015.73	(399,019.24)	0.00	0.00	(\$9,884,592.79)
March-14	291,041.50	175.00	905.76	(2,462.23)	0.00	(7,709,045.81)	(214,883.60)	(278,116.54)	(842,804.55)	3,017.41	(314.66)	0.00	0.00	(\$8,752,287.72)
April-14	21,425.42	0.00	106.59	0.00	0.00	(4,178,949.10)	(77,559.59)	(170,543.85)	(659,529.86)	(3,113.42)	60,156.74	0.00	(44,704.22)	(\$5,052,711.29)
May-14	3,618.88	0.00	(231.01)	0.00	0.00	(4,798,274.38)	(14,758.41)	4,068.74	22,675.75	(29,705.87)	(76.53)	0.00	0.00	(\$4,812,681.83)
June-14	4,167.68	0.00	(343.07)	10,439,237.36	0.00	1,087,626.65	(9,003.16)	29,508.96	51,166.44	(5,123.63)	(701.36)	0.00	0.00	\$11,596,535.67
July-14	2,194.56	0.00	106.87	0.00	0.00	204,310.71	0.00	9,653.63	18,814.79	1,362.53	(69.43)	0.00	(501,327.00)	(\$265,053.32)
August-14	3,283.23	0.00	172.42	153,188.51	0.00	(221,048.69)	(7,103.45)	3,110.30	1,434.74	7,414.30	(26.37)	0.00	850,000.00	\$790,424.99
September-14	0.00	0.00	250.60	0.00	0.00	(387,121.61)	(14,882.43)	3,343.22	6,712.27	0.00	(67.66)	0.00	0.00	(\$391,765.61)
October-14	0.00	0.00	262.46	0.00	0.00	(249,238.21)	(2,147.83)	918.02	4,191.01	(1,067.66)	(36.29)	0.00	0.00	(\$247,146.50)
November-14	0.00	0.00	196.41	0.00	0.00	(933,609.88)	(2,579.32)	1,146.47	1,054.77	0.00	(2.50)	0.00	0.00	(\$933,964.05)
December-14	0.00	0.00	181.73	0.00	0.00	171,066.00	(1,087.96)	2,179.90	6,216.45	2,663.47	(11.37)	0.00	0.00	\$181,238.20
Plan Year Transactions to Date	1,588,884,831.38	46,189,376.19	89,162.16	37,769,920.85	0.00	(1,194,776,188.92)	(72,291,361.66)	(17,110,444.16)	(41,571,659.95)	(346,261,500.28)	(8,198,798.13)	0.00	661,563.47	\$2,408,880.91

Kentucky Employees' Health Plan – Status Report
 4th Quarter, 2017
 Attachment B
 Page B-11

PLAN YEAR 2013														
2013	101 PREMIUMS	102 CONTRIBUTION	110 INTEREST	120 DRUG REBATES	130 OTHER	201 MEDICAL CLAIMS	202 HUMANA ADMIN FEES	203 HRA SELECT CLAIMS	204 HRA WAIVER CLAIMS	301 PHARMACY CLAIMS	302 EXPRESS	500 OTHER PLAN	501 TRANSFERP &	TOTAL CASH
2012 Balance	0.00	0.00	0.00	0.00	0.00	0.00	0.00	0.00	0.00	0.00	0.00	0.00	0.00	\$0.00
January-13	68,143,104.47	3,896,142.88	0.00	0.00	0.00	(24,391,801.37)	(5,813,983.54)	(1,490,177.99)	(3,070,020.72)	(25,373,653.71)	(521,631.71)	0.00	(2,057,300.00)	\$9,320,676.31
February-13	133,018,873.82	3,890,760.30	1,320.05	0.00	0.00	(72,563,728.72)	(5,812,964.61)	(1,590,383.86)	(3,239,528.86)	(26,694,891.63)	(744,105.42)	0.00	5,778,266.70	\$32,133,617.77
March-13	130,715,440.97	3,894,488.10	6,017.56	0.00	0.00	(82,001,826.68)	(5,821,602.35)	(1,731,695.08)	(3,568,088.26)	(26,521,898.38)	(738,499.84)	0.00	5,755,543.08	\$19,987,947.92
April-13	132,577,413.72	3,919,850.22	11,026.91	0.00	0.00	(98,732,925.69)	(5,988,858.01)	(1,719,677.11)	(3,784,878.95)	(32,735,961.04)	(843,777.57)	0.00	2,941,084.90	(\$4,356,700.62)
May-13	136,896,674.07	4,142,786.74	7,387.54	0.00	0.00	(95,482,679.08)	(5,990,049.29)	(1,482,968.84)	(3,424,473.83)	(25,980,993.03)	(705,339.41)	0.00	5,731,422.62	\$14,642,674.49
June-13	118,632,875.86	3,316,380.37	7,745.88	0.00	0.00	(87,031,148.02)	(5,897,157.33)	(1,341,570.53)	(3,373,926.71)	(26,727,683.13)	(811,833.62)	0.00	5,721,704.14	\$2,385,984.91
July-13	150,893,611.84	4,169,950.69	6,945.49	0.00	0.00	(103,687,599.46)	(6,108,607.49)	(1,497,741.86)	(3,862,501.02)	(32,282,673.90)	(684,593.07)	0.00	8,673,443.42	\$16,160,304.64
August-13	133,241,742.48	3,763,276.15	8,918.17	0.00	0.00	(107,385,933.15)	(5,961,421.65)	(1,146,422.94)	(3,063,185.96)	(25,888,297.37)	(812,117.27)	0.00	0.00	(\$7,243,441.54)
September-13	131,014,807.22	3,710,447.46	9,555.72	9,021,550.77	0.00	(88,786,058.33)	(11,291,988.33)	(1,028,723.40)	(2,699,969.08)	(26,214,331.80)	(712,733.11)	0.00	(33,205.30)	\$12,779,389.62
October-13	132,680,129.20	3,818,531.80	8,372.46	0.00	0.00	(108,872,044.96)	(5,444,344.31)	(1,119,636.12)	(2,857,327.40)	(34,275,695.92)	(725,994.47)	0.00	(2,117,509.79)	(\$14,005,469.51)
November-13	130,272,794.65	3,813,602.82	5,517.28	8,496,374.45	0.00	(102,345,862.19)	(5,781,719.52)	(918,087.80)	(2,789,485.00)	(27,228,270.39)	(127,260.25)	0.00	0.00	\$3,397,664.07
December-13	135,296,377.57	3,850,383.66	6,983.00	0.00	0.00	(105,434,029.32)	(6,026,340.42)	(1,081,872.96)	(2,541,063.85)	(28,227,075.37)	(534,922.06)	0.00	(30,015,854.88)	(\$34,707,214.83)
Plan Year Transactions to Date	1,533,384,047.87	46,186,551.19	79,790.06	17,517,925.22	0.00	(1,076,115,337.17)	(71,308,826.85)	(16,148,958.49)	(38,184,591.64)	(337,129,949.87)	(7,962,611.78)	0.00	377,594.69	\$50,695,433.23

501 The plan year 2013 balance includes ERFP funds transferred from the 2512 fund in the amount of \$10,159,793.00
 1 The September 2013 Humana Admin Fees (202) balance is overstated \$5,693,175.58. A Revenue department intercept placed on Humana payments caused a payment to be voided and reissued. The initial payment document was not voided until October 1, 2013. If the initial document had been voided in September 2013 the Humana Admin Fees balance would have been \$5,898,812.75 and the September 2013 Total Cash Transactions balance would have been \$18,472,565.20.
 2 The Humana administrative fees payment voided in September 2013 was deposited on October 1, 2013. This reversal transaction decreased the Humana Administrative Fees (202) balance by \$5,693,175.58.

Kentucky Employees' Health Plan – Status Report
 4th Quarter, 2017
 Attachment B
 Page B-12

2017	PLAN YEAR 2014													TOTAL	
	101	102	110	120	201	202	203	204	210	213	214	301	302		501
	PREMIUMS	HRA WAWER CONTRIBUTION	INTEREST INCOME	DRUG REBATES-ESI	MEDICAL CLAIMS HUMANA	HUMANA ADMIN FEES	HRA EMBEDDED CLAIMS HUMANA	HRA WAWER CLAIMS HUMANA	MEDICAL CLAIMS-ANTHEM	HRA EMBEDDED CLAIMS-VWV	HRA WAWER CLAIMS-VWV	PHARMACY CLAIMS	EXPRESS SCRIPTS ADMIN FEES	OPERATING TRANSFER/EXP & ADJ.	CASH TRANSACTIONS
2016 Balance Forward	1,612,668,703.39	46,543,245.35	668,967.61	49,999,433.60	(1,096,078,014.55)	(72,311,737.66)	(36,123,110.74)	(39,972,568.15)	3,691.25	(1,003,926.24)	(2,453,546.07)	(322,296,656.59)	(11,928,828.45)	(67,893,930.09)	\$48,811,743.67
January-17	0.00	0.00	28,206.93	0.00	143,816.69	0.00	1,965.99	4,650.63	0.00	0.00	0.00	0.00	0.00	0.00	\$178,640.24
February-17	0.00	0.00	31,238.81	0.00	0.00	0.00	0.00	0.00	1,000.00	0.00	0.00	0.00	0.00	0.00	\$32,238.81
March-17	0.00	0.00	35,981.97	0.00	(1,237.13)	0.00	0.00	0.00	459.95	0.00	0.00	0.00	1,014.59	0.00	\$36,216.78
April-17	0.00	0.00	41,161.27	0.00	0.00	0.00	0.00	0.00	901.45	0.00	0.00	0.00	0.00	0.00	\$42,062.72
May-17	0.00	0.00	38,476.39	0.00	31,411.67	0.00	0.00	0.00	0.00	0.00	0.00	0.00	351.17	0.00	\$70,239.23
June-17	0.00	0.00	38,302.67	31,288.67	(7,003.91)	0.00	(1,965.99)	(4,650.63)	0.00	0.00	0.00	0.00	0.00	(48,171,144.45)	(\$48,115,173.34)
July-17	0.00	0.00	46,12	0.00	(254,479)	0.00	0.00	0.00	307.37	0.00	0.00	0.00	0.00	0.00	\$100.70
August-17	0.00	0.00	52.57	0.00	368,023.46	0.00	0.00	0.00	0.00	0.00	0.00	0.00	0.00	0.00	\$368,076.03
September-17	0.00	0.00	376.25	28,860.21	(6,462.51)	0.00	0.00	0.00	1,714.47	0.00	0.00	0.00	0.00	0.00	\$24,518.42
October-17	0.00	0.00	438.94	0.00	75,970.63	0.00	0.00	0.00	3,518.99	487.86	0.00	0.00	0.00	0.00	\$80,416.62
November-17	0.00	0.00	775.07	0.00	0.00	0.00	0.00	0.00	3,824.70	0.00	0.00	0.00	0.00	0.00	\$4,602.77
December-17	0.00	0.00	847.62	8,229.83	606,565.25	0.00	0.00	0.00	10,966.31	0.00	0.00	0.00	0.00	0.00	\$626,530.21
Plan Year Transactions to Date	1,612,668,703.39	46,543,245.35	884,676.72	49,057,632.31	(1,064,966,983.99)	(72,311,737.66)	(36,123,110.74)	(39,972,568.15)	26,013.49	(1,003,438.38)	(2,453,546.07)	(322,296,656.59)	(11,927,462.29)	(137,065,053.53)	\$1,160,215.86

Kentucky Employees' Health Plan – Status Report
 4th Quarter, 2017
 Attachment B
 Page B-13

		PLAN YEAR 2014													TOTAL	
2016		101	102	110	120	201	202	203	204	210	213	214	301	302	501	
		PREMIUMS	HRA WAIVER CONTRIBUTION	INTEREST INCOME	DRUG REBATES-ESI	MEDICAL CLAIMS HUMANA	HUMANA ADMIN FEES	HRA EMBEDDED CLAIMS HUMANA	HRA WAIVER CLAIMS HUMANA	MEDICAL CLAIMS-ANTHEM	HRA EMBEDDED CLAIMS-WW	HRA WAIVER CLAIMS-WW	PHARMACY CLAIMS	EXPRESS SCRIPTS ADMIN FEES	OPERATING TRANSPORT & LD	CASH TRANSACTIONS
	2015 Balance Forward	1,612,668,703.39	46,543,245.35	329,375.53	48,989,433.60	(1,087,242,474.71)	(72,279,977.13)	(8,203,728.42)	(40,808,830.11)	0.00	(1,003,928.24)	(2,453,545.07)	(322,715,28.20)	(11,941,832.15)	(24,394,667.25)	\$10,639,075.79
	January-16	0.00	0.00	23,863.13	0.00	1,577,869.83	0.00	86,069.10	87,216.69	0.00	0.00	0.00	3,978.63	12,763.70	0.00	\$1,791,863.08
	February-16	0.00	0.00	34,028.84	0.00	(196,596.80)	(9,831.56)	0.00	0.00	0.00	0.00	0.00	0.00	0.00	0.00	(812,308.72)
	March-16	0.00	0.00	38,694.07	0.00	(479,085.81)	0.00	0.00	0.00	0.00	0.00	0.00	0.00	0.00	0.00	(544,391.74)
	April-16	0.00	0.00	46,527.35	0.00	(398,318.63)	0.00	0.00	0.00	0.00	0.00	0.00	0.00	0.00	0.00	(351,791.28)
	May-16	0.00	0.00	34,193.42	0.00	(215,643.79)	(1,642.11)	0.00	525.45	0.00	0.00	0.00	10,892.38	0.00	158.17	(318,256.86)
	June-16	0.00	0.00	37,932.80	0.00	(310,888.86)	0.00	0.00	0.00	0.00	0.00	0.00	0.00	240.00	(63,506,006.00)	(63,506,006.00)
	July-16	0.00	0.00	19,830.70	0.00	(83,798.10)	(121.61)	(416.66)	(4,787.56)	0.00	0.00	0.00	0.00	0.00	0.00	(57,127.03)
	August-16	0.00	0.00	19,715.94	0.00	982,926.04	(75.60)	(2,071.77)	(5,155.78)	0.00	0.00	0.00	0.00	0.00	0.00	\$1,010,891.87
	September-16	0.00	0.00	20,234.48	0.00	18,285.59	(129.65)	0.00	(145.86)	0.00	0.00	0.00	0.00	0.00	0.00	\$203,215.56
	October-16	0.00	0.00	19,283.28	0.00	24,254.28	0.00	(355.77)	0.00	0.00	0.00	0.00	0.00	0.00	0.00	\$43,281.79
	November-16	0.00	0.00	22,489.96	0.00	84,265.55	0.00	0.00	0.00	3,170.14	0.00	0.00	0.00	0.00	0.00	\$10,086.65
	December-16	0.00	0.00	22,686.11	0.00	(2,388.20)	0.00	(2,697.22)	(9,392.88)	521.11	0.00	0.00	0.00	0.00	0.00	\$8,818.82
	Plan Year Transactions to Date	1,612,668,703.39	46,543,245.35	688,967.61	48,989,433.60	(1,086,078,014.55)	(72,311,377.66)	(8,121,110.74)	(39,972,599.15)	3,691.25	(1,003,928.24)	(2,453,545.07)	(322,296,636.59)	(11,928,828.45)	(87,893,909.08)	\$48,811,743.67

501
 Prior to the September 2015 report the plan year 2013 balance included ERRP funds in the amount of \$1,015,793.00 and plan year 2014 included ERRP funds in the amount of \$85,687,746.30. The September 2015 report includes an entry transferring ERRP funds in the amount of \$85,687,746.30 from plan year 2014 to plan year 2013. Per ERRP guidelines concerning maintenance of contribution, it was determined to use all ERRP funds for claims incurred in plan year 2013. Specifically, KEHP had claims of approximately \$150 million incurred in plan year 2013 but paid in plan year 2014. The plan year 2014 balance now includes no ERRP funds and the plan year 2013 balance includes ERRP funds in the amount of \$95,847,539.30.

Kentucky Employees' Health Plan – Status Report
4th Quarter, 2017
Attachment B
Page B-14

PLAN YEAR 2014													TOTAL		
2015	101	102	110	120	301	302	303	304	210	213	214	301	302	501	TOTAL
	PREMIUMS	HRA WATER CONTRIBUTION	INTEREST INCOME	DRUG REBATES/SCRIPTS	MEDICAL CLAIMS	HUMANIA ADMIN FEES	HRA FUNDDED CLAIMS	HRA WATER CLAIMS	MEDICAL CLAIMS-ANTHEM	HRA FUNDDED CLAIMS-WV	HRA WATER CLAIMS-WV	PHARMACY CLAIMS	EXPRESS SCRIPTS ADMIN FEES	COMBING TRANSACTIONS & ADI	CASH TRANSACTIONS
2014 Balance Forward	1,539,869,394.92	46,531,540.19	131,949.55	22,622,803.30	(98,474,927.91)	(72,105,124.80)	(5,537,060.07)	(38,782,609.61)	0.00	0.00	0.00	(318,574,611.77)	(10,815,531.72)	74,981,924.76	\$225,962,524.84
January-15	72,086,638.19	7,955.16	13,371.49	0.00	(69,584,924.10)	(6,192,926.14)	(878,632.29)	(1,317,169.46)	0.00	0.00	0.00	(3,712,490.77)	(808,614.54)	(11,813,970.00)	(\$2,180,753.81)
February-15	511,366.25	1,750.00	13,111.58	0.00	(18,621,263.11)	(362,841.08)	0.00	0.00	0.00	(348,178.60)	(807,061.57)	(77,849.76)	(414,725.53)	(15,000)	(\$3,105,696.22)
March-15	198,670.94	0.00	17,325.41	12,767,269.43	(7,698,157.95)	6,905,042.31	0.00	0.00	0.00	(347,373.77)	(800,863.89)	(151,109.22)	(313,700)	0.00	\$10,897,799.26
April-15	913.17	0.00	16,998.89	0.00	(2,385,026.59)	(64,836.12)	(566.00)	(1,596.56)	0.00	(269,667.74)	(741,298.90)	(1,600.20)	0.00	0.00	(\$3,446,614.05)
May-15	1,316.94	0.00	16,016.72	0.00	(2,759,412.39)	(73,289.19)	23,143.23	43,305.45	0.00	(36,786.98)	(100,948.87)	0.00	(261.61)	0.00	(\$2,866,916.70)
June-15	412.98	0.00	15,270.44	13,599,360.87	(9,02901.20)	(63,040.80)	0.00	0.00	0.00	(889.38)	(2,483.16)	0.00	976,182.24	486,213.00	\$13,212,560.99
July-15	0.00	0.00	19,854.60	0.00	1,979,490.02	0.00	0.00	0.00	0.00	(892.17)	0.00	0.00	(1,239)	0.00	\$1,998,450.96
August-15	0.00	0.00	21,308.04	0.00	(744,313.61)	(8,767.29)	9,278.97	16,936.26	0.00	(138.60)	(898.68)	0.00	0.00	0.00	(\$707,224.31)
September-15	0.00	0.00	18,017.75	0.00	(1,621,069.16)	(23,431.67)	132.84	779.37	0.00	0.00	0.00	0.00	0.00	(85,087,346.30)	(\$87,524,197.19)
October-15	0.00	0.00	10,797.05	0.00	(24,251,164)	(86,563.38)	(86.60)	(359.82)	0.00	0.00	0.00	6,243.52	0.00	(2,362,794.00)	(\$2,670,013.69)
November-15	0.00	0.00	11,056.85	0.00	259,922.88	(2,746.75)	0.00	(34.60)	0.00	0.00	0.00	0.00	0.00	0.00	\$268,198.38
December-15	0.00	0.00	24,297.22	0.00	(198,113,330)	(7,572.24)	15.11	0.00	0.00	0.00	0.00	0.00	0.00	2,392.29	(\$179,652.97)
Plan Year Transactions to Date	1,612,668,703.39	46,543,245.35	329,375.53	48,995,433.60	(1,087,232,247.51)	(72,299,977.13)	(38,306,728.42)	(40,040,830.11)	0.00	(1,000,526.24)	(2,463,545.07)	(322,311,238.20)	(11,941,832.15)	(243,940,667.25)	\$110,639,075.79

501
 Prior to the September 2015 report the plan year 2013 balance included ERFP funds in the amount of \$10,159,793.00 and plan year 2014 included ERFP funds in the amount of \$85,687,746.30. The September 2015 report includes an entry transferring ERFP funds in the amount of \$85,687,746.30 from plan year 2014 to plan year 2013. Per ERFP guidelines concerning maintenance of contribution, it was determined to use all ERFP funds for claims incurred in plan year 2013. Specifically, KEHP had claims of approximately \$130 million incurred in plan year 2013 but paid in plan year 2014. The plan year 2014 balance now includes no ERFP funds and the plan year 2013 balance includes ERFP funds in the amount of \$95,847,539.30.

Kentucky Employees' Health Plan – Status Report
 4th Quarter, 2017
 Attachment B
 Page B-15

PLAN YEAR 2014													TOTAL	
2014	101	102	110	120	130	201	202	203	204	301	302	500	501	CASH TRANSACTIONS
	PREMIUMS	HRA/HEALTH CONTRIBUTION	INTEREST INCOME	DRUG REBATES	TRANSFERS FROM OTHER PLAN YEARS	MEDICAL CLAIMS	HUMAN/ADMIN FEES	HRA/SELECT CLAIMS	HRA/WAIVER CLAIMS	PHARMACY CLAIMS	EXPRESS SCRIPTS ADMIN FEES	TRANSFERS TO OTHER PLAN YEARS	OPERATING TRANSFERRED & ADJ	
2013 Balance Forward	0.00	0.00	0.00	0.00	0.00	0.00	0.00	0.00	0.00	0.00	0.00	0.00	0.00	\$0.00
January-14	69,101,980.14	3,787,362.36	0.00	0.00	0.00	(18,390,054.46)	(6,249,431.45)	(2,988,499.77)	(3,016,722.53)	(16,247,827.73)	(486,624.08)	0.00	(1,899,900.00)	\$23,841,172.48
February-14	135,456,466.71	3,859,916.28	6,569.89	0.00	0.00	(53,504,996.59)	(6,253,205.86)	(3,640,528.80)	(3,111,297.86)	(20,208,784.29)	(542,776.53)	0.00	29,034,679.96	\$81,126,060.91
March-14	135,333,812.18	3,895,117.96	9,216.25	0.00	0.00	(72,567,056.31)	(6,281,044.85)	(3,846,005.30)	(3,439,241.60)	(22,937,460.21)	(859,431.34)	0.00	13,368,046.88	\$42,675,951.66
April-14	132,223,468.21	3,938,236.96	9,975.94	0.00	0.00	(88,214,346.37)	(6,860,565.35)	(3,788,131.81)	(3,532,040.66)	(26,985,023.99)	(1,063,568.63)	0.00	12,156,907.37	\$15,881,911.67
May-14	134,947,860.50	3,912,530.54	10,774.34	0.00	0.00	(75,890,132.73)	(6,587,668.50)	(3,311,119.40)	(3,375,748.63)	(23,789,238.56)	(760,712.01)	0.00	13,309,287.96	\$38,665,544.51
June-14	119,463,371.51	3,528,162.10	8,327.61	0.00	0.00	(64,769,323.04)	(6,634,948.96)	(3,080,344.49)	(3,435,402.32)	(25,477,797.19)	(1,251,633.20)	0.00	13,368,012.05	\$10,727,624.07
July-14	138,025,882.77	4,208,722.59	6,941.37	0.00	0.00	(93,773,668.83)	(6,143,204.50)	(3,088,719.36)	(3,790,277.99)	(32,033,304.86)	(634,908.80)	0.00	(2,742,874.46)	(\$266,833.17)
August-14	148,575,154.11	3,769,939.46	12,125.51	0.00	0.00	(90,663,113.99)	(6,670,893.44)	(2,497,381.89)	(2,955,044.60)	(25,106,809.69)	(932,365.79)	0.00	(19,330.00)	\$23,612,259.72
September-14	129,714,724.19	3,714,683.48	15,596.74	10,974,642.57	0.00	(97,315,021.30)	(6,867,388.73)	(2,438,965.48)	(2,761,486.11)	(32,370,296.06)	(872,506.55)	0.00	950,000.00	\$2,745,941.75
October-14	134,700,273.21	3,910,819.84	18,477.14	0.00	0.00	(107,504,469.32)	(6,486,927.40)	(2,237,186.80)	(2,877,057.42)	(27,276,871.21)	(1,124,614.08)	0.00	(1,772,100.00)	(\$10,849,756.04)
November-14	127,960,832.20	3,989,569.95	14,167.93	11,648,160.73	0.00	(90,172,751.79)	(6,491,741.20)	(1,833,514.30)	(2,596,650.83)	(27,079,390.63)	(944,567.88)	0.00	349,985.00	\$14,834,108.08
December-14	134,306,638.19	4,010,478.67	19,814.83	0.00	0.00	(112,177,658.18)	(568,108.66)	(2,594,082.70)	(3,921,098.96)	(35,861,656.36)	(899,779.73)	0.00	(1,154,000.00)	(\$18,929,651.89)
Plan Year Transactions to Date	1,539,869,384.92	46,533,340.19	131,949.55	22,622,803.30	0.00	(994,742,627.91)	(72,105,124.80)	(35,357,080.07)	(38,782,099.61)	(318,374,631.77)	(10,815,533.72)	0.00	74,981,924.76	\$223,962,534.84

Kentucky Employees' Health Plan – Status Report
 4th Quarter, 2017
 Attachment B
 Page B-16

		PLAN YEAR 2015										
		101	102	110	120	121	201	202	203	204	210	213
		PREMIUMS	HRA/MAVER CONTRIBUTION	INTEREST INCOME	DRUG REBATES-ESI	DRUG REBATES-CVS	MEDICAL CLAIMS HUMANA	HUMANA ADMINI FEES	HRA EMBEDDED CLAIMS HUMANA	HRA WAWER CLAIMS HUMANA	MEDICAL CLAIMS-ANTHEM	HRA EMBEDDED CLAIMS-1WV
2017	2016 Balance Forward	1,615,867,871.08	47,248,810.07	1,557,689.60	490,752.49	56,369,852.25	(2,183,310.10)	(20,565,778.49)	0.00	(425.99)	(921,646,108.52)	(39,054,188.05)
	January-17	0.00	0.00	171,762.81	0.00	778,893.59	0.00	0.00	647.20	566.98	(71,705.66)	(509.74)
	February-17	0.00	0.00	190,093.95	0.00	0.00	0.00	0.00	0.00	0.00	603,432.50	0.00
	March-17	0.00	0.00	219,382.89	0.00	0.00	0.00	0.00	0.00	0.00	929.97	0.00
	April-17	0.00	0.00	250,960.71	0.00	0.00	0.00	0.00	0.00	0.00	9,683.69	(4.00)
	May-17	0.00	0.00	234,593.71	0.00	809,296.36	0.00	0.00	0.00	0.00	92,808.42	0.00
	June-17	0.00	0.00	234,088.24	0.00	0.00	0.00	0.00	5,107.66	8,024.57	(62,550.36)	0.00
	July-17	0.00	0.00	233,490.75	0.00	42,157.66	0.00	0.00	0.00	0.00	(9,961.75)	(2.21)
	August-17	0.00	0.00	254,848.92	0.00	0.00	2,997.91	0.00	324.81	1,166.40	(37,196.57)	(8.00)
	September-17	0.00	0.00	241,367.88	0.00	0.00	0.00	0.00	0.00	0.00	(358,929.54)	1,368.17
	October-17	0.00	0.00	266,085.65	0.00	108,825.38	0.00	0.00	(324.81)	(1,166.40)	(52,487.21)	324.81
	November-17	0.00	0.00	472.56	0.00	0.00	0.00	0.00	0.00	0.00	35,176.97	1,482.02
	December-17	0.00	0.00	575.15	0.00	0.00	0.00	0.00	0.00	0.00	95,134.91	0.00
	Plan Year Transactions to Date	1,615,867,871.08	47,248,810.07	3,855,412.82	490,752.49	58,109,025.24	(2,180,312.19)	(20,565,778.49)	5,754.86	8,164.56	(921,401,773.15)	(39,051,537.00)

Kentucky Employees' Health Plan – Status Report
 4th Quarter, 2017
 Attachment B
 Page B-17

PLAN YEAR 2015													TOTAL
214	215	216	217	301	302	310	311	501					CASH TRANSACTIONS
HRA WAIVER CLAIMS- WVV	ANTHEM ADMIN	WAGE WORKS ADMIN	MDX MEDICAL ADMIN COMPASS	PHARMACY CLAIMS ESI	EXPRESS SCRIPTS ADMIN FEES	PHARMACY CLAIMS- CVS	CVS ADMIN	OPERATING TRANSFER/EXP & ADJ					
(37,800,160.82)	(47,106,337.22)	(4,428,390.49)	(944,432.44)	(91.70)	(82,924.69)	(323,322,079.54)	(5,986,320.85)	(21,187,486.25)					\$297,227,939.34
(8.88)	0.00	0.00	0.00	0.00	0.00	(1,305.60)	(298.05)	0.00					\$878,042.65
(1,475.00)	0.00	0.00	0.00	0.00	0.00	(5,984.49)	(24.45)	0.00					\$786,042.51
(17.21)	0.00	0.00	0.00	0.00	0.00	(8.88)	(48.70)	0.00					\$220,238.07
(3.49)	0.00	0.00	0.00	0.00	0.00	(603.92)	(31.00)	0.00					\$260,001.99
0.00	0.00	0.00	0.00	0.00	0.00	0.00	(2.65)	0.00					\$1,136,695.84
(3.00)	0.00	0.00	0.00	0.00	0.00	(29,155.30)	(927.30)	(29,059,218.16)					(\$28,904,633.65)
0.00	0.00	0.00	0.00	0.00	0.00	(136.21)	(28.50)	0.00					\$265,519.74
(1.96)	0.00	0.00	0.00	0.00	0.00	(4.96)	0.00	0.00					\$222,126.55
3,795.49	0.00	0.00	0.00	0.00	0.00	(397.42)	(2.30)	0.00					(\$112,797.72)
1,166.40	0.00	0.00	0.00	0.00	0.00	(1,099.77)	7.80	0.00					\$321,331.85
3,635.77	0.00	0.00	0.00	0.00	0.00	(30.90)	(21.00)	0.00					\$40,715.42
0.00	0.00	0.00	0.00	0.00	0.00	0.00	(27.50)	0.00					\$95,682.56
(37,793,072.70)	(47,106,337.22)	(4,428,390.49)	(944,432.44)	(91.70)	(82,924.69)	(323,360,806.99)	(5,986,724.50)	(50,246,704.41)					\$272,436,905.15

Kentucky Employees' Health Plan – Status Report
 4th Quarter, 2017
 Attachment B
 Page B-18

	101	102	110	120	121	130	201	202	203	204	210	213
	PREMIUMS	HRA/MSA CONTRIBUTION	INTEREST INCOME	DRUG REBATES-ESI	DRUG REBATES-CVS	TRANSFERS FROM OTHER PLAN YEAR(S)	MEDICAL CLAIMS HUMANA	HUMANA ADMIN FEES	HRA EMBEDDED CLAIMS HUMANA	HRA/WAIVER CLAIMS HUMANA	MEDICAL CLAIMS-ANTHEM	HRA EMBEDDED CLAIMS-YWV
2015 Balance Forward	1,547,635,923.16	44,218,700.42	222,898.08	490,752.49	13,769,520.29	0.00	(2,183,792.76)	(19,677,720.97)	0.00	0.00	(613,656,997.58)	(37,479,211.64)
January-16	67,672,704.49	3,027,834.65	67,918.11	0.00	14,922,632.55	0.00	(17,396.55)	(886,467.52)	0.00	0.00	(61,332,505.09)	(1,004,637.07)
February-16	357,543.47	1,925.00	96,421.76	0.00	0.00	0.00	3,743.54	0.00	0.00	0.00	(22,242,634.38)	(238,416.03)
March-16	6,208.71	0.00	101,995.12	0.00	0.00	0.00	14,133.76	(1,590.00)	0.00	0.00	(11,007,407.28)	(199,996.75)
April-16	1,905.63	0.00	118,335.23	0.00	14,823,893.88	0.00	0.00	0.00	0.00	0.00	(4,323,434.94)	(130,372.82)
May-16	410.98	0.00	90,360.98	0.00	0.00	0.00	(1,946.87)	0.00	0.00	0.00	(1,402,608.54)	(86.28)
June-16	(6,535.36)	350.00	100,006.43	0.00	0.00	0.00	(1,424.44)	0.00	0.00	0.00	(2,776,054.51)	(1,189.98)
July-16	0.00	0.00	121,151.55	0.00	3,204,130.01	0.00	0.00	0.00	0.00	0.00	(902,264.92)	(4.75)
August-16	0.00	0.00	121,442.83	0.00	0.00	0.00	2,841.84	0.00	0.00	(426.99)	(852,944.48)	252.23
September-16	0.00	0.00	122,088.98	0.00	0.00	0.00	632.06	0.00	0.00	0.00	(637,112.54)	(511.25)
October-16	0.00	0.00	115,801.31	0.00	9,659,675.52	0.00	0.00	0.00	0.00	0.00	(733,389.50)	(7.63)
November-16	0.00	0.00	138,028.32	0.00	0.00	0.00	102.32	0.00	0.00	0.00	(1,252,962.46)	(4.60)
December-16	0.00	0.00	140,240.90	0.00	0.00	0.00	0.00	0.00	0.00	0.00	(342,782.57)	(1.29)
Plan Year Transitions to Date	1,615,667,871.06	47,248,810.07	1,557,669.60	490,752.49	56,369,852.25	0.00	(2,183,310.10)	(20,565,778.49)	0.00	(426.99)	(921,646,108.52)	(39,054,188.05)

Kentucky Employees' Health Plan – Status Report
 4th Quarter, 2017
 Attachment B
 Page B-19

2016	PLAN YEAR 2015												TOTAL
	214	215	216	217	301	302	310	311	500	501	CASH TRANSACTIONS		
	HRA WAIVER CLAIMS-WW	ANTHEM ADMIN	WAGE WORKS ADMIN	MDX MEDICAL ADMIN COMPASS	PHARMACY CLAIMS ESI	EXPRESS SCRIPTS ADMIN FEES	PHARMACY CLAIMS- CVS	CVS ADMIN	TRANSFERS TO OTHER PLAN YEAR(S)	OPERATING TRANSFEREXP & ADJ			
2015 Balance Forward	(35,076,548.17)	(47,098,553.40)	(3,892,571.10)	(944,432.44)	(91.70)	(82,924.69)	(314,917,026.70)	(6,856,444.88)	0.00	(10,867,743.25)		\$13,613,733.96	
January-16	(1,421,609.25)	(7,501.86)	(535,819.39)	0.00	0.00	0.00	(7,913,816.92)	(267,477.82)	0.00	(7,341,114.00)		\$4,962,741.33	
February-16	(511,289.77)	(0.84)	0.00	0.00	0.00	0.00	9,048.67	(146,140.82)	0.00	0.00		(\$22,669,798.40)	
March-16	(434,066.59)	(0.84)	0.00	0.00	0.00	0.00	6,697.86	(27.80)	0.00	0.00		(\$11,514,053.81)	
April-16	(318,315.19)	(280.28)	0.00	0.00	0.00	0.00	1,974.80	(14.95)	0.00	0.00		\$10,173,391.66	
May-16	(3,735.41)	0.00	0.00	0.00	0.00	0.00	(12,192.29)	(331.15)	0.00	0.00		(\$1,330,128.59)	
June-16	(350.00)	0.00	0.00	0.00	0.00	0.00	19,051.15	(126.10)	0.00	(531,591.00)		(\$3,200,863.81)	
July-16	(33,378.40)	0.00	0.00	0.00	0.00	0.00	(141,220.60)	(3,009.10)	0.00	0.00		\$2,245,403.79	
August-16	(617.89)	0.00	0.00	0.00	0.00	0.00	(102,227.52)	1,295,615.97	0.00	0.00		\$463,735.99	
September-16	(241.89)	0.00	0.00	0.00	0.00	0.00	(73,563.84)	(1,689.35)	0.00	0.00		(\$590,417.83)	
October-16	(3.49)	0.00	0.00	0.00	0.00	0.00	(186,630.65)	0.00	0.00	0.00		\$8,655,445.56	
November-16	(3.77)	0.00	0.00	0.00	0.00	0.00	(108.57)	(5,513.20)	0.00	(2,447,036.00)		(\$3,566,499.99)	
December-16	0.00	0.00	0.00	0.00	0.00	0.00	(12,045.93)	(161.65)	0.00	0.00		(\$214,750.53)	
Plan Year Transactions to Date	(37,800,160.82)	(47,106,337.22)	(4,428,390.49)	(944,432.44)	(91.70)	(82,924.69)	(323,322,079.54)	(5,985,320.85)	0.00	(21,187,486.25)		\$297,227,939.34	

Kentucky Employees' Health Plan – Status Report
 4th Quarter, 2017
 Attachment B
 Page B-20

PLAN YEAR 2015														
2015	101	102	110	120	121	130	201	202	203	204	210	213	214	215
	PREMIUMS	HRA WAIVER CONTRIBUTION	INTEREST INCOME	DRUG REBATES- ESCRIFTS	DRUG REBATES- CVS	TRANSFERS FROM OTHER PLAN YEAR(S)	MEDICAL CLAIMS	HUMANA ADMIN FEES	HRA EMBEDDED CLAIMS	HRA WAIVER CLAIMS	MEDICAL CLAIMS-ANTHEM	HRA EMBEDDED CLAIMS-WWV	HRA WAIVER CLAIMS-WWV	ANTHEM ADMIN
2014 Balance Forward	122.98	0.00	0.00	0.00	0.00	0.00	0.00	(6,875,895.00)	0.00	0.00	0.00	0.00	0.00	0.00
January-15	51,669,622.43	3,872,172.35	(521,35)	0.00	0.00	0.00	0.00	0.00	0.00	0.00	(7,665,762.08)	(3,028,780.37)	(2,361,689.95)	(3,559,780.89)
February-15	134,465,656.73	3,929,228.31	665.14	0.00	0.00	0.00	0.00	0.00	0.00	0.00	(43,057,940.71)	(3,602,438.71)	(2,252,654.96)	(3,946,779.34)
March-15	138,971,543.04	3,993,851.38	766.41	0.00	0.00	0.00	(38,814.64)	(663,866.35)	0.00	0.00	(64,752,917.87)	(4,124,447.48)	(2,523,162.70)	(3,997,323.04)
April-15	137,994,010.90	3,991,751.00	10,413.84	0.00	0.00	0.00	(678,713.53)	(1,769,741.24)	0.00	0.00	(60,789,800.79)	(3,975,585.65)	(2,798,532.30)	(3,956,477.47)
May-15	131,822,483.28	3,989,023.15	13,069.74	0.00	0.00	0.00	(1,525,465.88)	(2,965,620.16)	0.00	0.00	(69,616,432.82)	(3,261,071.52)	(2,236,986.28)	(3,946,071.24)
June-15	115,105,480.54	3,981,885.30	15,380.73	0.00	0.00	0.00	(25,754.74)	(1,211,639.89)	0.00	0.00	(63,157,135.89)	(3,664,686.54)	(2,679,934.20)	(3,932,177.96)
July-15	166,369,221.55	1,112,300.00	17,579.84	6,503,684.52	0.00	0.00	3,709.30	(1,061,007.52)	0.00	0.00	(73,728,113.30)	(3,171,523.85)	(4,652,116.16)	(3,913,962.92)
August-15	124,046,137.62	3,975,484.86	18,860.77	(6,503,684.52)	6,503,684.52	0.00	58,817.26	(688,384.01)	0.00	0.00	(72,590,112.97)	(2,712,126.86)	(3,421,983.84)	(3,852,332.21)
September-15	139,886,507.49	3,813,771.33	22,279.26	407,014.02	0.00	0.00	(157.82)	(725,277.76)	0.00	0.00	(87,089,728.90)	(2,536,507.88)	(2,979,022.61)	(3,896,211.90)
October-15	135,598,788.18	7,011,200.00	25,245.52	0.00	7,255,835.77	0.00	27,060.63	0.00	0.00	0.00	(75,237,540.61)	(2,536,507.88)	(2,979,022.61)	(3,896,211.90)
November-15	132,522,799.38	4,045,162.26	29,886.20	0.00	0.00	0.00	(11.09)	(1,760,156.25)	0.00	0.00	(77,142,448.57)	(2,174,151.02)	(2,646,704.40)	(3,946,021.63)
December-15	139,347,569.04	1,023,160.46	69,311.56	65,736.47	0.00	0.00	(3,632.45)	(655,926.82)	0.00	0.00	(98,015,263.17)	(2,700,006.42)	(3,468,235.04)	(3,906,307.63)
Plan Year Transactions to Date	1,547,835,923.16	44,216,700.42	222,896.08	490,752.49	13,789,520.29	0.00	(2,183,762.76)	(19,677,720.97)	0.00	0.00	(613,836,897.58)	(37,479,211.84)	(55,076,546.17)	(47,086,553.40)

Kentucky Employees' Health Plan – Status Report
 4th Quarter, 2017
 Attachment B
 Page B-21

2015	PLAN YEAR 2015										TOTAL
	216	217	301	302	310	311	500	501	CASH TRANSACTIONS		
	WAGE WORKS ADMIN	MDX MEDICAL ADMIN COMPASS	PHARMACY CLAIMS	EXPRESS SCRIPTS ADMIN FEES	PHARMACY CLAIMS-CVS	CVS ADMIN	TRANSFERS TO OTHER PLAN YEAR(S)	OPERATING TRANSFER/EXP & ADJ			
2014 Balance Forward	0.00	0.00	0.00	0.00	0.00	0.00	0.00	0.00	0.00	(\$8,875,872.02)	
January-15	0.00	0.00	0.00	(82,499.70)	(16,505,691.92)	(185,060.30)	0.00	(3,747,100.00)		\$18,034,908.23	
February-15	(264,723.20)	(159,164.63)	0.00	(31.85)	(21,010,298.92)	(223,802.65)	0.00	(500,000.00)		\$63,378,645.01	
March-15	(188,966.23)	(79,536.04)	0.00	0.00	(20,689,650.10)	(624,094.55)	0.00	(750,000.00)		\$44,572,209.83	
April-15	(46,345.88)	(79,362.20)	(91.70)	(393.14)	(26,962,391.65)	(1,029,240.79)	0.00	(2,706,500.00)		\$37,217,199.40	
May-15	(918,231.40)	(79,197.37)	0.00	0.00	(18,393,023.25)	(502,386.25)	0.00	0.00		\$33,258,360.20	
June-15	13,107.40	(78,937.14)	0.00	0.00	(34,303,655.47)	(728,195.28)	0.00	(5.00)		(\$11,082,267.71)	
July-15	(759,292.20)	(78,330.29)	0.00	0.00	(28,060,121.93)	(430,348.63)	0.00	(3,530,600.00)		\$54,621,056.41	
August-15	(336,079.59)	(77,797.11)	0.00	0.00	(27,477,313.62)	(468,890.34)	0.00	749,995.00		\$17,099,565.59	
September-15	(340,823.80)	(77,218.35)	0.00	0.00	(30,014,343.43)	(724,792.52)	0.00	750,000.00		\$16,510,187.34	
October-15	(343,363.40)	(78,313.33)	0.00	0.00	(29,707,240.25)	(358,640.95)	0.00	(603,700.00)		\$34,176,569.47	
November-15	(352,578.20)	(78,315.98)	0.00	0.00	(30,261,845.32)	(837,453.34)	0.00	(199,697.00)		\$17,198,474.94	
December-15	(355,274.60)	(78,259.80)	0.00	0.00	(31,531,450.84)	(743,539.28)	0.00	(330,136.25)		(\$2,487,302.73)	
Plan Year Transactions to Date	(3,892,571.10)	(944,432.44)	(91.70)	(82,924.69)	(314,917,026.70)	(6,856,444.88)	0.00	(10,867,743.25)		\$313,613,733.96	

Kentucky Employees' Health Plan – Status Report
 4th Quarter, 2017
 Attachment B
 Page B-22

PLAN YEAR 2015														
2014	101	102	110	120	130	201	202	203	204	301	302	500	501	TOTAL
	PREMIUMS	HRA WAIVER CONTRIBUTION	INTEREST INCOME	DRUG REBATES	TRANSFERS FROM OTHER PLAN YEAR(S)	MEDICAL CLAIMS	HUMANANA ADMIN FEES	HRA SELECT CLAIMS	HRA WAIVER CLAIMS	PHARMACY CLAIMS	EXPRESS SCRIPTS ADMIN FEES	TRANSFERS TO OTHER PLAN YEAR(S)	OPERATING TRANSFER/EXP & ADJ	CASH TRANSACTIONS
2014 Balance Forward	0.00	0.00	0.00	0.00	0.00	0.00	0.00	0.00	0.00	0.00	0.00	0.00	0.00	\$0.00
January-14	0.00	0.00	0.00	0.00	0.00	0.00	0.00	0.00	0.00	0.00	0.00	0.00	0.00	\$0.00
February-14	0.00	0.00	0.00	0.00	0.00	0.00	0.00	0.00	0.00	0.00	0.00	0.00	0.00	\$0.00
March-14	0.00	0.00	0.00	0.00	0.00	0.00	0.00	0.00	0.00	0.00	0.00	0.00	0.00	\$0.00
April-14	0.00	0.00	0.00	0.00	0.00	0.00	0.00	0.00	0.00	0.00	0.00	0.00	0.00	\$0.00
May-14	0.00	0.00	0.00	0.00	0.00	0.00	0.00	0.00	0.00	0.00	0.00	0.00	0.00	\$0.00
June-14	0.00	0.00	0.00	0.00	0.00	0.00	0.00	0.00	0.00	0.00	0.00	0.00	0.00	\$0.00
July-14	0.00	0.00	0.00	0.00	0.00	0.00	0.00	0.00	0.00	0.00	0.00	0.00	0.00	\$0.00
August-14	0.00	0.00	0.00	0.00	0.00	0.00	0.00	0.00	0.00	0.00	0.00	0.00	0.00	\$0.00
September-14	0.00	0.00	0.00	0.00	0.00	0.00	0.00	0.00	0.00	0.00	0.00	0.00	0.00	\$0.00
October-14	0.00	0.00	0.00	0.00	0.00	0.00	0.00	0.00	0.00	0.00	0.00	0.00	0.00	\$0.00
November-14	0.00	0.00	0.00	0.00	0.00	0.00	0.00	0.00	0.00	0.00	0.00	0.00	0.00	\$0.00
December-14	122.98	0.00	0.00	0.00	0.00	0.00	(8,875,995.00)	0.00	0.00	0.00	0.00	0.00	0.00	(\$8,875,872.02)
Plan Year Transactions to Date	122.98	0.00	0.00	0.00	0.00	0.00	(8,875,995.00)	0.00	0.00	0.00	0.00	0.00	0.00	(\$8,875,872.02)

Kentucky Employees' Health Plan – Status Report
 4th Quarter, 2017
 Attachment B
 Page B-23

2017	PLAN YEAR 2016											213 HRA EMBEDDED CLAIMS- VVV
	101 PREMIUMS	102 HRA WAIVER CONTRIBUTION	110 INTEREST INCOME	120 DRUG REBATES- ESCRIPITS	121 DRUG REBATES-CVS	130 TRANSFERS FROM OTHER PLAN YEARS	201 MEDICAL CLAIMS HUMANA	202 HUMANIA ADMIN FEES	203 HRA EMBEDDED CLAIMS HUMANA	204 HRA WAIVER CLAIMS HUMANA	210 MEDICAL CLAIMS-ANTHEM	
2016 Balance Forward	1,563,042,999.66	47,496,797.29	768,140.88	0.00	20,636,029.69	0.00	556.45	(11,541,572.45)	990.53	1,059.76	(857,969,173.35)	(41,742,517.41)
January-17	69,586,501.85	16,627.10	149,863.37	0.00	15,006,634.62	0.00	0.00	(702,786.77)	0.00	0.00	(71,469,059.78)	(985,701.44)
February-17	337,851.06	2,800.00	162,036.19	0.00	0.00	0.00	0.00	(1,408,215.29)	0.00	0.00	(20,205,751.55)	(249,681.09)
March-17	820.14	0.00	170,239.55	0.00	0.00	0.00	0.00	0.00	299.28	1,697.09	(6,901,128.41)	(248,325.58)
April-17	143.00	0.00	188,428.88	0.00	0.00	0.00	0.00	0.00	0.00	0.00	(3,601,472.40)	(115,294.21)
May-17	642.98	0.00	172,910.86	0.00	25,159,775.68	0.00	0.00	0.00	0.00	0.00	(3,678,016.02)	(733.00)
June-17	47.00	0.00	189,299.77	0.00	0.00	0.00	0.00	0.00	0.00	0.00	(897,621.49)	(739.30)
July-17	0.00	0.00	207,187.54	0.00	10,811,711.59	0.00	0.00	0.00	0.00	0.00	(786,998.49)	(867.06)
August-17	0.00	0.00	235,469.42	0.00	0.00	0.00	0.00	0.00	0.00	0.00	(1,241,329.63)	(4.89)
September-17	0.00	0.00	221,931.54	0.00	0.00	0.00	0.00	0.00	0.00	0.00	(893,605.14)	(8.87)
October-17	168.99	0.00	244,084.66	0.00	34,628.24	0.00	0.00	0.00	0.00	0.00	(155,511.99)	0.00
November-17	39.99	0.00	367,099.86	0.00	0.00	0.00	0.00	0.00	0.00	0.00	(208,289.26)	603.03
December-17	(2,163.42)	0.00	396,810.66	0.00	0.00	0.00	0.00	0.00	0.00	0.00	233,085.81	(4.92)
Plan Year Transactions to Date	1,632,967,051.25	47,516,224.39	3,472,503.18	0.00	71,648,779.82	0.00	556.45	(13,652,574.51)	1,289.81	2,756.85	(967,774,871.70)	(43,343,274.73)

Kentucky Employees' Health Plan – Status Report
 4th Quarter, 2017
 Attachment B
 Page B-24

PLAN YEAR 2016											
	214	215	216	217	301	302	310	311	500	501	TOTAL
	HRA/WAIVER CLAIMS- WW	ANTHEM ADMIN	WAGE WORKS ADMIN	MDX MEDICAL ADMIN COMPASS	PHARMACY CLAIMS - ESI	EXPRESS SCRIPTS ADMIN FEES	PHARMACY CLAIMS- CVS	CVS ADMIN	TRANSFERS TO OTHER PLAN YEAR(S)	OPERATING TRANSFER/EXP & ADJ	CASH TRANSACTIONS
	(37,792,068.26)	(46,487,719.38)	(4,070,237.77)	(937,280.09)	0.00	0.00	(553,641,302.53)	(8,297,056.74)	0.00	(10,125,407.32)	\$259,342,238.96
	(1,252,279.80)	(25,222.00)	(359,869.80)	0.00	0.00	0.00	(8,547,317.41)	(678,472.18)	0.00	(5,975,454.00)	(\$5,236,536.24)
	(379,355.50)	0.00	0.00	0.00	0.00	0.00	(57,263.69)	(370,055.43)	0.00	0.00	(\$22,167,635.29)
	(340,163.20)	0.00	0.00	0.00	0.00	0.00	(37,189.24)	(1,790.75)	0.00	0.00	(\$7,355,541.12)
	(274,011.58)	0.00	0.00	0.00	0.00	0.00	(133,081.60)	9,639.00	0.00	0.00	(\$3,925,648.91)
	(4.60)	0.00	0.00	0.00	0.00	0.00	(32,130.46)	(25.50)	0.00	(550,934.00)	\$21,071,485.94
	(4,078.20)	0.00	0.00	0.00	0.00	0.00	(5,970.94)	(757.75)	0.00	0.00	(\$720,820.91)
	(38,247.66)	0.00	0.00	0.00	0.00	0.00	(4,300.79)	(5.55)	0.00	0.00	\$10,186,479.58
	(192.27)	0.00	0.00	0.00	0.00	0.00	(8,418.91)	0.00	0.00	0.00	(\$1,014,476.28)
	(22.21)	0.00	0.00	0.00	0.00	0.00	(18,944.27)	(10.05)	0.00	0.00	(\$690,659.00)
	(618.13)	0.00	0.00	0.00	0.00	0.00	11,133.18	(195.05)	0.00	0.00	\$133,689.90
	487.06	0.00	0.00	0.00	0.00	0.00	(994.05)	72.00	0.00	0.00	\$159,018.63
	0.00	0.00	0.00	0.00	0.00	0.00	(11,156.85)	(59.05)	0.00	0.00	\$616,512.23
	(40,080,554.35)	(46,512,941.38)	(4,430,107.57)	(937,280.09)	0.00	0.00	(362,486,937.56)	(9,338,717.05)	0.00	(16,651,795.32)	\$250,400,107.49

Kentucky Employees' Health Plan – Status Report
 4th Quarter, 2017
 Attachment B
 Page B-25

PLAN YEAR 2016												
2016	101	102	110	120	121	130	201	202	203	204	210	213
	PREMIUMS	HRA/WAIVER CONTRIBUTION	INTEREST INCOME	DRUG REBATES- ESCRIPTS	DRUG REBATES- CVS	TRANSFERS/ROLL OTHER PLAN YEAR(S)	MEDICAL CLAIMS HUMANA	HUMANA ADMIN FEES	HRA EMBEDDED CLAIMS HUMANA	HRA WAIVER CLAIMS HUMANA	MEDICAL CLAIMS- ANTHEM	HRA EMBEDDED CLAIMS- WVU
2015 Balance Forward	0.00	0.00	0.00	0.00	0.00	0.00	0.00	0.00	0.00	0.00	0.00	0.00
January-16	67,984,756.89	712,775.00	0.00	0.00	0.00	0.00	0.00	(653,824.36)	0.00	0.00	(8,167,090.27)	(3,020,253.34)
February-16	134,584,774.92	3,929,355.16	9,243.43	0.00	0.00	0.00	0.00	(975,052.95)	0.00	0.00	(40,136,597.04)	(4,485,078.03)
March-16	142,166,142.48	7,227,392.13	30,467.24	0.00	0.00	0.00	0.00	(715,486.34)	0.00	0.00	(76,430,066.31)	(5,244,698.28)
April-16	134,881,588.51	4,006,700.08	49,908.27	0.00	0.00	0.00	0.00	0.00	0.00	0.00	(63,192,852.13)	(4,494,395.49)
May-16	131,979,539.41	3,992,166.55	46,641.30	0.00	0.00	0.00	0.00	(3,301,530.91)	0.00	0.00	(68,535,810.60)	(4,239,304.57)
June-16	116,187,664.25	3,626,163.99	59,920.04	0.00	0.00	0.00	(125,917.50)	0.00	0.00	0.00	(85,544,773.66)	(3,855,384.09)
July-16	159,709,809.20	1,070,656.34	70,874.48	0.00	7,681,772.41	0.00	125,917.50	(1,219,947.50)	0.00	0.00	(79,874,166.05)	(3,335,224.04)
August-16	133,905,187.73	7,032,550.31	87,364.39	0.00	0.00	0.00	0.00	(2,031,406.54)	762.94	543.12	(98,389,790.50)	(3,162,194.77)
September-16	137,584,818.27	707,525.00	85,941.08	0.00	0.00	0.00	556.45	0.00	0.00	159.30	(77,760,071.82)	(2,480,156.11)
October-16	132,475,240.90	7,063,072.82	89,349.92	0.00	12,954,257.28	0.00	0.00	(708,229.47)	0.00	304.74	(77,318,573.40)	(2,483,314.38)
November-16	132,461,644.50	4,042,261.39	118,687.78	0.00	0.00	0.00	0.00	(1,091,492.43)	0.00	0.00	(97,625,529.43)	(2,453,164.24)
December-16	139,109,831.60	4,086,158.52	119,722.95	0.00	0.00	0.00	0.00	(844,601.95)	207.59	52.60	(86,993,852.14)	(2,489,350.07)
Plan Year Transactions to Date	1,563,042,999.66	47,496,737.29	768,140.88	0.00	20,636,029.69	0.00	556.45	(11,541,572.45)	990.53	1,059.76	(857,969,173.35)	(41,742,517.41)

Kentucky Employees' Health Plan – Status Report
 4th Quarter, 2017
 Attachment B
 Page B-26

2016	PLAN YEAR 2016											TOTAL
	214	215	216	217	301	302	310	311	500	501	CASH TRANSACTIONS	
	HRA WAIVER CLAIMS-WV	ANTHEM ADMIN	WAGE WORKS ADMIN	MDX MEDICAL ADMIN- COMPASS	PHARMACY CLAIMS- ESI	EXPRESS SCRIPTS ADMIN FEES	PHARMACY CLAIMS- CVS	CVS ADMIN	TRANSFERS TO OTHER PLAN YEAR(S)	OPERATING TRANSFER/EXP & ADJ		
2015 Balance Forward	0.00	0.00	0.00	0.00	0.00	0.00	0.00	0.00	0.00	0.00	\$0.00	
January-16	(2,761,651.94)	(3,913,583.52)	0.00	(78,776.55)	0.00	0.00	(16,880,537.46)	(307,900.65)	0.00	(2,353,700.00)	\$30,540,213.60	
February-16	(3,151,157.59)	(3,916,910.80)	(402,051.40)	(78,586.81)	0.00	0.00	(25,655,914.79)	(323,110.40)	0.00	(1,500,010.00)	\$57,908,903.70	
March-16	(3,520,291.61)	(3,913,585.20)	(340,861.40)	(78,461.73)	0.00	0.00	(26,090,009.72)	(848,337.47)	0.00	(750,000.00)	\$31,494,423.79	
April-16	(2,958,089.92)	(3,959,695.76)	(14,229.00)	(79,166.10)	0.00	0.00	(28,886,150.30)	(975,275.77)	0.00	(2,276,805.00)	\$32,101,538.39	
May-16	(2,661,065.87)	(3,904,817.14)	(373,782.60)	(78,146.91)	0.00	0.00	(28,471,339.43)	(801,602.95)	0.00	(257.00)	\$23,650,709.28	
June-16	(2,546,527.12)	(3,884,975.56)	(15,144.60)	0.00	0.00	0.00	(31,481,904.31)	(226,558.60)	0.00	(215,894.00)	(\$6,023,331.16)	
July-16	(4,676,707.01)	(3,851,515.77)	(384,875.54)	(159,062.54)	0.00	0.00	(30,107,694.38)	(762,171.70)	0.00	(3,697,408.00)	\$40,590,257.40	
August-16	(3,963,895.12)	(3,836,259.34)	(981,349.00)	(76,944.87)	0.00	0.00	(32,328,426.34)	(1,151,607.75)	0.00	702,602.00	(\$4,194,843.74)	
September-16	(2,867,812.88)	(3,753,544.88)	(320,686.20)	0.00	0.00	0.00	(32,438,117.47)	(734,409.01)	0.00	1,327,766.20	\$19,351,968.13	
October-16	(2,833,696.19)	(3,856,141.14)	(382,826.60)	(153,515.03)	0.00	0.00	(31,577,455.87)	(332,960.95)	0.00	(1,385,322.00)	\$31,550,190.63	
November-16	(2,800,062.87)	(3,845,261.12)	(363,866.60)	(77,293.61)	0.00	0.00	(35,192,481.05)	(1,196,254.08)	0.00	176,575.00	(\$7,646,246.74)	
December-16	(3,031,090.34)	(3,849,429.15)	(490,774.83)	(77,325.94)	0.00	0.00	(34,531,271.43)	(636,867.21)	0.00	(152,954.52)	\$10,218,455.68	
Plan Year Transactions to Date	(37,792,068.26)	(46,487,719.38)	(4,070,237.77)	(937,280.09)	0.00	0.00	(353,641,302.53)	(8,297,056.74)	0.00	(10,125,407.32)	\$259,342,238.96	

Kentucky Employees' Health Plan – Status Report
 4th Quarter, 2017
 Attachment B
 Page B-27

PLAN YEAR 2017												
2017	101	102	110	120	121	130	201	202	203	204	210	213
	PREMIUMS	HRA WAIVER CONTRIBUTION	INTEREST INCOME	DRUG REBATES- ESCRIPTS	DRUG REBATES- CVS	TRANSFERS/201L OTHER PLAN FEES	MEDICAL CLAIMS HUMANA	HUMANA ADMIN FEES	HRA EMBEDDED CLAIMS HUMANA	HRA WAIVER CLAIMS HUMANA	MEDICAL CLAIMS-ANTHEM	HRA EMBEDDED CLAIMS- WIV
Balance Forward	0.00	0.00	0.00	0.00	0.00	0.00	0.00	0.00	0.00	0.00	0.00	0.00
January-17	63,487,153.25	3,862,325.04	0.00	0.00	0.00	0.00	0.00	0.00	0.00	0.00	(8,527,678.56)	(3,586,661.72)
February-17	136,115,845.31	3,898,447.63	15,064.99	0.00	0.00	0.00	0.00	(625,958.62)	0.00	0.00	(62,770,015.11)	(4,489,915.17)
March-17	139,689,927.78	3,921,256.38	41,102.23	0.00	0.00	0.00	0.00	(1,254,513.18)	0.00	0.00	(64,513,337.18)	(5,473,261.60)
April-17	130,779,529.36	706,300.00	75,949.22	0.00	0.00	0.00	0.00	(3,779,635.99)	0.00	0.00	(63,422,660.48)	(4,461,386.29)
May-17	143,280,024.72	7,257,385.08	86,224.67	0.00	0.00	0.00	0.00	0.00	0.00	0.00	(86,820,349.06)	(4,633,623.68)
June-17	105,522,574.30	370,650.00	100,009.88	0.00	0.00	0.00	0.00	(1,034,725.52)	0.00	0.00	(74,821,901.09)	(4,280,002.97)
July-17	164,946,580.62	4,307,673.88	95,696.21	0.00	20,853,102.72	0.00	0.00	(920,251.40)	0.00	0.00	(76,457,861.27)	(3,767,992.95)
August-17	131,168,229.95	7,026,047.46	164,300.67	0.00	0.00	0.00	0.00	(1,708,646.01)	305.60	316.88	(102,161,247.47)	(3,471,321.42)
September-17	134,268,063.77	3,769,167.44	143,253.18	0.00	0.00	0.00	2,906.12	(766,572.64)	0.00	0.00	(72,497,083.74)	(2,645,262.52)
October-17	134,220,067.63	3,998,166.92	178,910.99	0.00	20,825,409.45	0.00	0.00	(721,011.76)	(305.60)	(316.88)	(98,789,022.05)	(3,024,708.77)
November-17	134,611,429.47	706,562.50	285,584.39	0.00	0.00	0.00	0.00	(1,130,149.60)	0.00	0.00	(77,481,176.90)	(2,762,916.90)
December-17	135,998,396.28	7,435,316.64	323,829.87	0.00	0.00	0.00	0.00	(908,049.52)	0.00	0.00	(94,993,752.67)	(2,916,856.91)
Plan Year Transactions to Date	1,554,087,822.44	47,259,188.99	1,509,926.30	0.00	41,676,512.17	0.00	2,906.12	(12,849,515.24)	0.00	0.00	(883,256,085.57)	(45,513,900.90)

Kentucky Employees' Health Plan – Status Report
 4th Quarter, 2017
 Attachment B
 Page B-28

PLAN YEAR 2017												
	214	215	216	217	301	302	310	311	500	501	TOTAL	
	HRA WAWER CLAIMS- WAW	ANTHEM ADMIN	WAGE WORKS ADMIN	MDX MEDICAL ADMIN COMPASS	PHARMACY CLAIMS - ESI	EXPRESS SCRIPTS ADMIN FEES	PHARMACY CLAIMS- CVS	CVS ADMIN	TRANSFERS TO OTHER PLAN YEAR(S)	OPERATING TRANSFER/EXP & ADJ	CASH TRANSACTIONS	
	0.00	0.00	0.00	0.00	0.00	0.00	0.00	0.00	0.00	0.00	\$0.00	
	(3,150,018.24)	(3,866,759.16)	0.00	(77,830.50)	0.00	0.00	(21,769,983.26)	(97,396.95)	0.00	(2,648,196.33)	\$23,624,963.57	
	(3,070,994.88)	(3,890,944.27)	(441,307.40)	(77,581.40)	0.00	0.00	(31,692,453.04)	(689,615.35)	0.00	(6,964.00)	\$32,373,608.69	
	(3,369,684.06)	(3,859,786.25)	(398,030.60)	(77,540.59)	0.00	0.00	(29,473,449.98)	(707,179.43)	0.00	(3,568.00)	\$34,522,943.50	
	(2,675,165.40)	(3,846,666.12)	(400,866.60)	(77,412.86)	0.00	0.00	(31,518,491.09)	(626,239.23)	0.00	(1,240,430.00)	\$19,512,454.52	
	(2,677,014.34)	(3,851,038.00)	(312,121.00)	(77,303.15)	0.00	0.00	(33,632,995.28)	(263,188.95)	0.00	(2,960.00)	\$18,352,941.01	
	(2,669,039.49)	(3,873,626.03)	(348,462.20)	(77,067.30)	0.00	0.00	(34,730,451.59)	(1,102,789.12)	0.00	(95,010.95)	(\$17,069,842.07)	
	(4,759,415.40)	(3,816,613.61)	(349,366.20)	0.00	0.00	0.00	(32,033,650.70)	(488,963.94)	0.00	(3,652,963.02)	\$63,956,954.94	
	(3,890,011.02)	(3,834,298.41)	(385,466.60)	(152,990.33)	0.00	0.00	(35,626,939.60)	(915,075.06)	0.00	889.00	(\$13,785,928.34)	
	(2,690,941.93)	(3,768,661.41)	(44,189.00)	0.00	0.00	0.00	(34,289,040.76)	(95,886.85)	0.00	(158.00)	\$21,385,593.66	
	(3,153,365.28)	(3,824,237.37)	(731,927.00)	(75,754.49)	0.00	0.00	(34,161,745.70)	(954,955.78)	0.00	(2,464,200.00)	\$11,321,104.31	
	(2,639,288.10)	(3,855,644.97)	(261,847.00)	(76,860.07)	0.00	0.00	(36,309,661.62)	(1,250,605.10)	0.00	(186,231.72)	\$9,648,954.38	
	(3,345,793.03)	(3,824,850.48)	(367,841.00)	(76,925.26)	0.00	0.00	(36,389,649.97)	(646,544.30)	0.00	(10.00)	\$287,270.65	
	(38,118,751.19)	(46,113,658.08)	(4,041,384.60)	(847,265.95)	0.00	0.00	(391,628,512.59)	(7,799,440.06)	0.00	(10,299,793.02)	\$204,131,058.82	

Kentucky Employees' Health Plan – Status Report
 4th Quarter, 2017
 Attachment B
 Page B-29

2017	Combined 2010, 2011, 2012, 2013, 2014, 2015, 2016, 2017 Plan Years												
	101	102	110	120	121	130	201	202	203	204	210	213	
	PREMIUMS	HRA WAIVER CONTRIBUTION	INTEREST INCOME	DRUG REBATES- ESCRIPTS	DRUG REBATES- CVS	TRANSFERS FROM OTHER PLAN YEAR(S)	MEDICAL CLAIMS HUMANA	HUMANA-ADMIN FEES	HRA EMBEDDED CLAIMS HUMANA	HRA WAIVER CLAIMS HUMANA	MEDICAL CLAIMS- ANTHEMI	HRA EMBEDDED CLAIMS- WVW	
2016 Balance Forward	11,121,993,271.75	335,341,285.60	4,516,542.24	181,567,782.77	77,005,881.94	133,487,146.46	(5,703,823,197.66)	(388,466,729.06)	(100,987,919.45)	(213,375,087.17)	(1,779,605,042.36)	(81,800,631.70)	
January-17	133,073,655.10	3,878,952.14	412,665.91	0.00	15,785,528.21	0.00	259,699.39	(702,786.77)	2,613.19	5,217.61	(80,068,444.00)	(4,572,852.90)	
February-17	136,453,696.37	3,901,247.63	467,883.90	0.00	0.00	0.00	0.00	(2,034,173.91)	0.00	0.00	(82,366,759.16)	(4,739,596.25)	
March-17	139,690,747.92	3,921,256.38	546,699.59	0.00	0.00	0.00	(1,237.13)	(1,254,513.18)	289.28	1,697.09	(71,413,013.64)	(5,721,587.18)	
April-17	130,779,672.36	706,300.00	648,006.95	0.00	0.00	0.00	0.00	(3,779,635.99)	0.00	0.00	(67,004,707.74)	(4,576,684.50)	
May-17	143,280,667.70	7,257,285.08	617,749.00	0.00	25,989,072.04	0.00	50,972.74	0.00	0.00	0.00	(90,405,556.66)	(4,534,356.89)	
June-17	105,522,954.87	370,650.00	645,816.91	31,288.67	0.00	0.00	(7,003.91)	(1,034,725.52)	3,141.67	3,373.94	(75,782,072.93)	(4,280,742.27)	
July-17	164,946,247.05	4,307,673.88	536,495.08	0.00	31,706,971.97	0.00	78.76	(920,251.40)	0.00	0.00	(77,254,514.14)	(3,768,862.22)	
August-17	131,168,229.95	7,026,047.48	654,751.74	0.00	0.00	0.00	657,925.50	(1,708,648.01)	630.41	1,483.28	(103,433,450.99)	(3,471,334.31)	
September-17	134,268,053.77	3,759,167.44	607,264.90	28,880.21	0.00	0.00	(3,546.39)	(766,572.64)	0.00	0.00	(73,744,629.12)	(2,643,903.22)	
October-17	134,220,236.62	3,998,166.92	689,894.40	0.00	20,988,863.07	0.00	68,930.65	(721,011.76)	(630.41)	(1,483.28)	(98,992,754.26)	(3,023,896.10)	
November-17	134,611,463.46	706,562.50	654,486.60	0.00	0.00	0.00	1,110.54	(1,130,149.60)	0.00	0.00	(77,650,464.49)	(2,760,831.85)	
December-17	135,996,232.86	7,435,316.64	722,664.29	8,229.83	0.00	0.00	605,856.25	(908,048.52)	0.00	0.00	(94,654,797.15)	(2,916,861.83)	
Plan Year Transactions to Date	12,746,005,145.78	382,619,911.69	11,720,926.51	181,636,181.48	171,436,317.23	133,497,146.46	(5,702,189,411.26)	(403,427,246.36)	(100,981,865.31)	(213,364,798.53)	(2,772,376,206.64)	(128,912,151.01)	

Kentucky Employees' Health Plan – Status Report
 4th Quarter, 2017
 Attachment B
 Page B-30

Combined 2010, 2011, 2012, 2013, 2014, 2015, 2016, 2017 Plan Years												
214	215	216	217	301	302	310	311	500	501	TOTAL		
HRA/WAIVER CLAIMS-WW	ANTHEM ADMIN	WAGE WORKS ADMIN	MDX MEDICAL ADMIN COMPASS	PHARMACY CLAIMS ESI	EXPRESS SCRIPTS ADMIN FEES	PHARMACY CLAIMS- CVS	CVS ADMIN	TRANSFERS TO OTHER PLAN YEAR(S)	OPERATING TRANSFER & ADJ	CASH TRANSACTIONS		
(78,045,774.15)	(93,594,056.60)	(8,498,628.26)	(1,881,712.53)	(1,687,614,318.99)	(51,311,511.23)	(676,963,382.07)	(14,282,377.59)	(110,197,550.06)	(149,360,679.25)	\$714,113,312.61		
(4,402,306.92)	(3,891,981.16)	(359,869.80)	(77,830.50)	0.00	0.00	(30,318,606.27)	(776,167.18)	0.00	(8,623,650.33)	\$19,623,825.72		
(3,451,825.38)	(3,890,944.27)	(441,307.40)	(77,581.40)	0.00	0.00	(31,755,701.22)	(959,695.23)	0.00	(6,584.00)	\$11,098,279.68		
(3,708,864.48)	(3,859,788.25)	(398,030.60)	(77,540.59)	0.00	1,014.99	(29,510,648.10)	(709,018.88)	0.00	(3,558.00)	\$27,503,915.21		
(2,949,200.47)	(3,846,996.12)	(400,886.60)	(77,412.86)	0.00	0.00	(31,652,176.61)	(616,631.23)	0.00	(1,240,430.00)	\$15,989,217.19		
(2,677,018.94)	(3,851,038.00)	(312,121.00)	(77,303.15)	0.00	351.17	(33,665,125.74)	(263,217.10)	0.00	(553,894.00)	\$40,736,466.46		
(2,703,120.89)	(3,873,626.03)	(348,462.20)	(77,067.30)	0.00	0.00	(34,765,577.83)	(1,104,474.17)	0.00	(187,595,010.95)	(\$204,594,655.74)		
(4,796,663.05)	(3,816,613.61)	(349,386.20)	0.00	0.00	0.00	(32,038,087.70)	(488,997.99)	0.00	(3,652,963.02)	\$74,411,128.42		
(3,890,205.25)	(3,834,298.41)	(385,486.60)	(152,990.33)	0.00	0.00	(35,635,363.47)	(915,075.06)	0.00	889.00	(\$13,916,895.07)		
(2,687,168.65)	(3,768,661.41)	(44,189.00)	0.00	0.00	0.00	(34,308,382.45)	(95,899.20)	0.00	(158.00)	\$20,610,266.24		
(3,152,817.01)	(3,824,237.37)	(731,827.00)	(75,754.49)	0.00	0.00	(34,151,712.29)	(955,143.03)	0.00	(2,464,200.00)	\$11,850,624.66		
(2,635,165.27)	(3,855,844.97)	(261,847.00)	(76,860.07)	0.00	0.00	(36,310,686.57)	(1,250,554.10)	0.00	(186,231.72)	\$9,864,985.46		
(3,345,793.03)	(3,824,850.48)	(387,841.00)	(76,925.26)	0.00	0.00	(36,400,806.82)	(646,630.85)	0.00	(10.00)	\$1,626,734.93		
(118,445,923.31)	(139,732,936.68)	(12,889,882.66)	(2,728,978.48)	(1,687,614,318.99)	(51,310,145.07)	(1,077,476,257.14)	(23,063,881.61)	(110,197,550.06)	(353,686,860.27)	\$728,507,215.77		

Kentucky Employees' Health Plan – Status Report
 4th Quarter, 2017
 Attachment B
 Page B-31

	101	102	110	120	121	130	201	202	203	204	210
2016	PREMIUMS	HRA WAIVER CONTRIBUTION	INTEREST INCOME	DRUG REBATES- ESCRIPTS	DRUG REBATES- CVS	TRANSFERS FROM OTHER PLAN YEAR(S)	MEDICAL CLAIMS HUMANA	HUMANA ADMIN FEES	HRA EMBEDDED CLAIMS HUMANA	HRA WAIVER CLAIMS HUMANA	MEDICAL CLAIMS- ANTHEM
2015 Balance Forward	9,490,918,324.17	284,814,378.66	1,586,561.64	181,567,782.77	13,759,520.29	133,497,146.46	(5,706,141,104.98)	(376,025,217.73)	(101,066,873.41)	(213,412,905.53)	(813,836,987.58)
January-16	135,657,461.38	3,740,609.65	115,062.57	0.00	14,922,632.55	0.00	3,511,521.19	(1,540,291.88)	86,069.10	87,216.69	(69,499,595.36)
February-16	134,952,318.39	3,931,280.16	172,712.56	0.00	0.00	0.00	6,745.12	(985,005.34)	0.00	(1,582.85)	(62,379,231.42)
March-16	142,174,351.19	7,227,392.13	208,858.86	0.00	0.00	0.00	(1,022,988.99)	(717,076.34)	0.00	0.00	(87,437,473.59)
April-16	134,883,195.14	4,006,700.08	260,043.71	0.00	0.00	0.00	(1,503,353.34)	0.00	0.00	0.00	(67,516,286.77)
May-16	131,979,950.39	3,992,186.55	204,247.08	0.00	14,823,893.88	0.00	(227,467.07)	(3,303,133.02)	0.00	525.45	(69,938,419.14)
June-16	116,181,138.89	3,626,513.99	234,632.50	0.00	0.00	0.00	(573,331.71)	0.00	0.00	0.00	(86,323,838.17)
July-16	159,709,809.20	1,070,656.34	256,851.26	0.00	10,885,902.42	0.00	39,892.86	(1,220,068.11)	(978.24)	(11,092.28)	(80,776,430.97)
August-16	133,905,187.73	7,032,550.31	273,275.23	0.00	0.00	0.00	1,454,620.60	(2,031,482.14)	(1,389.17)	(14,719.02)	(99,242,734.98)
September-16	137,584,818.27	707,525.00	273,363.50	0.00	0.00	0.00	249,636.96	(129.65)	0.00	(351.68)	(78,397,184.36)
October-16	132,475,240.90	7,063,072.82	267,369.52	0.00	22,613,932.80	0.00	187,268.77	(708,229.47)	(355.77)	173.67	(78,051,962.90)
November-16	132,461,644.50	4,042,261.39	330,331.36	0.00	0.00	0.00	204,670.52	(1,091,492.43)	0.00	0.00	(98,874,139.28)
December-16	139,109,831.60	4,086,158.52	333,212.45	0.00	0.00	0.00	(9,307.61)	(844,601.95)	(4,391.96)	(22,351.62)	(87,330,747.84)
Plan Year Transactions to Date	11,121,993,271.75	335,341,285.60	4,516,542.24	181,567,782.77	77,005,881.94	133,497,146.46	(5,703,823,197.68)	(388,466,729.06)	(100,987,919.45)	(213,375,087.17)	(1,779,605,042.36)

Kentucky Employees' Health Plan – Status Report
 4th Quarter, 2017
 Attachment B
 Page B-32

2016	Combined 2010, 2011, 2012, 2013, 2014, 2015, 2016 Plan Years												TOTAL
	213	214	215	216	217	301	302	310	311	500	501	CASH TRANSACTIONS	
	HRA EMBEDDED CLAIMS- WVV	HRA WAIVER CLAIMS- WVV	ANTHEM ADMIN	WAGE WORKS ADMIN	MDX MEDICAL ADMIN COMPASS	PHARMACY CLAIMS ESI	EXPRESS SCRIPTS ADMIN FEES	PHARMACY CLAIMS- CVS	CVS ADMIN	TRANSFERS TO OTHER PLAN YEARS	OPERATING TRANSFERP & ADJ		
2015 Balance Forward	(38,483,138.08)	(37,530,094.24)	(47,088,553.40)	(3,892,571.10)	(944,432.44)	(1,687,629,190.60)	(51,324,514.93)	(314,917,026.70)	(6,856,444.88)	(110,197,550.06)	(65,415,667.10)	\$631,371,411.23	
January-16	(4,024,890.41)	(4,203,261.19)	(3,921,065.38)	(535,616.39)	(78,776.55)	3,976.63	12,763.70	(24,764,354.38)	(575,376.67)	0.00	(9,664,614.00)	\$39,269,066.25	
February-16	(4,723,484.06)	(3,662,447.36)	(3,916,911.64)	(402,051.40)	(78,586.81)	0.00	0.00	(25,646,865.12)	(469,251.22)	0.00	(1,500,010.00)	\$35,287,619.01	
March-16	(5,444,695.03)	(3,954,358.20)	(3,913,586.04)	(340,861.40)	(78,461.73)	0.00	0.00	(26,083,311.86)	(848,365.27)	0.00	(750,000.00)	\$19,019,623.73	
April-16	(4,624,768.31)	(3,276,405.11)	(3,959,976.04)	(14,228.00)	(78,166.10)	0.00	0.00	(28,884,175.50)	(975,290.72)	0.00	(2,276,805.00)	\$40,863,376.92	
May-16	(4,239,390.85)	(2,664,801.28)	(3,904,817.14)	(373,782.60)	(78,146.91)	0.00	0.00	(28,483,531.72)	(801,934.10)	0.00	(98.83)	\$22,161,386.81	
June-16	(3,856,574.07)	(2,546,877.12)	(3,884,975.56)	(15,144.60)	0.00	10,892.98	240.00	(31,462,853.16)	(226,684.70)	0.00	(64,247,465.00)	(\$73,064,345.73)	
July-16	(3,335,228.79)	(4,710,085.41)	(3,851,515.77)	(384,875.54)	(159,062.54)	0.00	0.00	(30,248,914.98)	(765,180.80)	0.00	(3,687,408.00)	\$42,802,266.65	
August-16	(3,161,942.54)	(3,964,513.01)	(3,538,259.34)	(681,346.00)	(76,944.87)	0.00	0.00	(32,430,653.86)	144,008.22	0.00	702,602.00	(\$2,231,743.84)	
September-16	(2,480,667.36)	(2,868,054.57)	(3,753,544.88)	(320,686.20)	0.00	0.00	0.00	(32,511,701.31)	(736,096.36)	0.00	1,327,766.20	\$19,074,891.56	
October-16	(2,483,322.01)	(2,633,699.68)	(3,656,141.14)	(382,826.60)	(153,515.03)	0.00	0.00	(31,764,066.52)	(332,960.95)	0.00	(1,385,322.00)	\$40,654,636.41	
November-16	(2,453,168.84)	(2,800,086.64)	(3,845,261.12)	(363,856.60)	(77,293.61)	0.00	0.00	(35,182,589.80)	(1,201,767.28)	0.00	(2,270,463.00)	(\$11,131,210.63)	
December-16	(2,489,351.35)	(3,031,090.34)	(3,849,429.15)	(490,774.83)	(77,325.94)	0.00	0.00	(34,543,317.36)	(637,028.86)	0.00	(152,954.52)	\$10,046,526.24	
Plan Year Transactions to Date	(81,800,631.70)	(78,045,774.15)	(93,594,056.60)	(8,498,628.26)	(1,881,712.53)	(1,687,614,318.99)	(51,311,511.23)	(676,993,382.07)	(14,282,377.59)	(110,197,550.06)	(149,360,679.25)	\$714,113,312.61	

Kentucky Employees' Health Plan – Status Report
 4th Quarter, 2017
 Attachment B
 Page B-33

2015	Combined 2010, 2011, 2012, 2013, 2014, 2015 Plan Years													
	101	102	110	120	121	130	201	202	203	204	210	213	214	
	PREMIUMS	HRA WAIVER CONTRIBUTION	INTEREST INCOME	DRUG REBATES- ESCRIPTS	DRUG REBATES- CVS	TRANSFERS FROM OTHER PLAN YEAR(S)	MEDICAL CLAIMS HUMANA	HUMANA ADMIN FEES	HRA EMBEDDED CLAIMS HUMANA	HRA WAIVER CLAIMS HUMANA	MEDICAL CLAIMS- ANTHEM	HRA EMBEDDED CLAIMS- WV	HRA WAIVER CLAIMS- WV	
2014 Balance Forward	7,870,283,205.52	240,585,973.08	1,053,231.95	154,710,399.98	0.00	133,497,146.46	(5,603,473,971.22)	(365,122,384.41)	(100,221,318.72)	(212,148,048.06)	0.00	0.00	0.00	
January-15	123,786,260.62	3,880,127.51	19,441.01	0.00	0.00	0.00	(68,958,417.90)	(6,192,926.14)	(878,478.67)	(1,309,943.81)	(7,665,762.08)	(3,028,780.37)	(2,381,689.95)	
February-15	134,978,022.98	3,930,978.31	21,037.78	0.00	0.00	0.00	(19,156,917.03)	(364,566.22)	0.00	0.00	(43,057,940.71)	(3,950,616.71)	(3,059,706.53)	
March-15	139,170,213.98	3,993,551.38	27,798.95	12,767,289.43	0.00	0.00	(7,220,032.33)	6,236,470.16	0.00	0.00	(64,752,917.87)	(4,471,821.25)	(3,324,016.59)	
April-15	137,894,924.07	3,891,751.00	37,384.11	0.00	0.00	0.00	(2,124,870.81)	(1,839,864.56)	(500.00)	(1,961.56)	(60,783,600.79)	(4,245,253.39)	(3,529,831.20)	
May-15	131,824,800.22	3,969,023.15	36,716.88	0.00	0.00	0.00	(4,683,037.71)	(2,156,697.92)	24,963.71	50,345.13	(69,616,432.82)	(3,297,856.50)	(2,337,635.15)	
June-15	115,109,893.52	3,581,885.30	39,943.96	13,599,360.87	0.00	0.00	(749,126.70)	(1,146,046.22)	0.00	0.00	(83,157,135.69)	(3,685,576.02)	(2,682,417.36)	
July-15	166,969,221.55	1,112,300.00	38,491.74	6,503,884.52	0.00	0.00	3,096,190.17	(1,061,007.52)	(116.19)	(8,501.89)	(73,728,113.30)	(3,172,416.22)	(4,652,118.16)	
August-15	124,046,137.62	3,875,494.86	42,377.09	(6,503,884.52)	6,503,684.52	0.00	(652,624.74)	(701,788.15)	9,167.78	11,586.80	(72,590,112.97)	(2,712,284.96)	(3,422,892.52)	
September-15	139,866,507.49	3,813,771.33	42,253.87	407,014.02	0.00	0.00	(2,384,964.27)	(659,902.48)	132.84	532.89	(67,089,728.90)	(2,508,885.24)	(3,035,824.73)	
October-15	135,598,768.18	7,011,200.00	46,220.89	0.00	7,255,835.77	0.00	(216,777.93)	(60,098.00)	(739.27)	(6,879.24)	(75,237,540.61)	(2,535,507.96)	(2,979,022.61)	
November-15	132,522,799.38	4,045,162.26	51,630.72	0.00	0.00	0.00	423,479.65	(1,762,834.30)	0.00	(34.90)	(77,142,448.67)	(2,174,151.02)	(2,646,704.40)	
December-15	139,347,569.04	1,023,160.48	117,052.69	83,738.47	0.00	0.00	(40,134.15)	(663,591.97)	15.11	0.00	(99,015,263.17)	(2,700,066.42)	(3,499,235.04)	
Plan Year Transactions to Date	9,490,818,324.17	284,814,378.66	1,586,561.64	181,567,782.77	13,759,520.29	133,497,146.46	(5,706,141,104.99)	(376,025,217.73)	(101,066,873.41)	(213,412,905.53)	(813,636,997.59)	(38,483,138.06)	(37,530,094.24)	

Kentucky Employees' Health Plan – Status Report
 4th Quarter, 2017
 Attachment B
 Page B-34

2015	Combined 2010, 2011, 2012, 2013, 2014, 2015 Plan Years										TOTAL
	215	216	217	301	302	310	311	500	501	CASH	
	ANTHEM ADMIN	WAGE WORKS ADMIN	MDX MEDICAL ADMIN COMPASS	PHARMACY CLAIMS	EXPRESS SCRIPTS ADMIN FEES	PHARMACY CLAIMS-CVS	CVS ADMIN	TRANSFERS TO OTHER PLAN YEAR(S)	OPERATING TRANSFER/EXP & ADJ	TRANSACTIONS	
2014 Balance Forward	0.00	0.00	0.00	(1,663,718,040.54)	(50,113,172.23)	0.00	0.00	(110,197,550.06)	52,140,301.86	\$327,265,873.61	
January-15	(3,959,780.88)	0.00	0.00	(3,710,202.64)	(891,142.14)	(16,505,691.92)	(185,060.30)	0.00	(15,561,070.00)	(\$3,523,117.66)	
February-15	(3,946,779.34)	(264,723.20)	(159,164.83)	(98,449.59)	(416,588.66)	(21,010,298.92)	(223,802.65)	0.00	(500,015.00)	\$42,719,469.68	
March-15	(3,957,323.04)	(188,966.23)	(79,536.04)	(144,504.55)	(405.31)	(20,689,650.10)	(624,094.55)	0.00	(750,000.00)	\$55,992,036.04	
April-15	(3,958,477.47)	(46,345.88)	(79,362.20)	(1,691.90)	(393.14)	(26,962,391.65)	(1,029,240.79)	0.00	(2,706,500.00)	\$34,713,753.84	
May-15	(3,949,071.24)	(918,231.40)	(79,197.37)	0.00	(415.40)	(18,393,023.25)	(502,386.25)	0.00	0.00	\$29,973,862.08	
June-15	(3,932,177.66)	13,107.40	(78,937.14)	0.00	97,603.24	(34,303,655.47)	(728,195.28)	0.00	(92,513,792.00)	(\$90,535,265.25)	
July-15	(3,913,962.92)	(759,292.20)	(78,330.29)	0.00	(1,29)	(28,060,121.93)	(430,348.63)	0.00	(3,530,600.00)	\$57,725,937.44	
August-15	(3,877,037.48)	(336,079.59)	(77,797.11)	0.00	0.00	(27,477,313.62)	(468,890.34)	0.00	749,995.00	\$16,417,976.47	
September-15	(3,852,332.21)	(340,823.80)	(77,218.35)	0.00	0.00	(30,014,343.43)	(724,792.52)	0.00	750,000.00	\$13,911,386.51	
October-15	(3,896,211.90)	(343,363.40)	(78,313.33)	44,888.62	0.00	(29,707,240.25)	(358,640.95)	0.00	(2,966,494.00)	\$31,539,893.99	
November-15	(3,946,021.63)	(352,578.20)	(78,315.98)	0.00	0.00	(30,261,845.32)	(637,453.34)	0.00	(199,697.00)	\$17,640,987.55	
December-15	(3,909,357.63)	(355,274.60)	(78,259.60)	0.00	0.00	(31,531,450.84)	(743,539.28)	0.00	(327,815.96)	(\$2,481,393.07)	
Plan Year Transactions to Date	(47,098,553.40)	(3,892,571.10)	(944,432.44)	(1,687,629,190.60)	(51,324,514.93)	(314,917,026.70)	(6,856,444.88)	(110,197,550.06)	(65,415,687.10)	\$531,371,411.23	

Kentucky Employees' Health Plan – Status Report
 4th Quarter, 2017
 Attachment B
 Page B-35

2014	Combined 2006, 2007, 2008, 2009, 2010, 2011, 2012, 2013, 2014 Plan Years												TOTAL	
	101	102	110	120	130	201	202	203	204	301	302	500		501
	PREMIUMS	HRA WAIVER CONTRIBUTION	INTEREST INCOME	DRUG REBATES	TRANSFERS FROM OTHER PLAN (DEBIT)	MEDICAL CLAIMS	HUMANIA ADMIN FEES	HRA SELECT CLAIMS	HRA WAIVER CLAIMS	PHARMACY CLAIMS	EXPRESS SCRIPTS ADMIN FEES	TRANSFERS TO OTHER PLAN (CREDIT)	OPERATING TRANSFERS FROM ADJ	
2013 Balance Forward	11,132,699,611.79	361,062,400.22	25,678,614.87	216,646,769.23	121,118,624.35	(6,071,095,320.63)	(613,678,048.63)	(63,471,333.42)	(313,942,889.23)	(2,443,804,688.42)	(73,787,260.14)	(121,118,624.35)	(79,877,138.29)	\$165,410,695.35
January-14	132,686,403.17	3,794,012.36	13,699.78	0.00	0.00	(99,617,847.70)	(6,893,884.84)	(3,356,607.53)	(4,338,146.34)	(25,406,640.95)	(1,385,594.94)	0.00	(1,866,900.00)	(86,372,696.99)
February-14	137,088,806.52	3,859,916.28	17,042.70	9,768,339.70	0.00	(74,241,773.65)	(6,263,205.86)	(3,836,373.91)	(3,779,781.56)	(20,167,744.98)	(941,673.27)	0.00	28,054,679.96	\$70,568,032.52
March-14	136,626,389.02	3,895,292.96	19,406.39	0.00	0.00	(78,904,183.37)	(6,501,743.25)	(4,122,325.44)	(4,273,247.67)	(22,934,642.86)	(659,831.00)	0.00	13,368,046.88	\$35,311,171.66
April-14	132,244,914.63	3,936,236.96	17,206.22	0.00	0.00	(82,244,288.05)	(6,938,043.21)	(3,954,634.75)	(4,183,085.55)	(28,991,696.96)	(1,003,745.39)	0.00	12,057,271.62	\$10,939,135.90
May-14	134,951,179.38	3,912,530.54	17,601.57	0.00	0.00	(81,138,076.32)	(6,605,291.51)	(3,305,133.24)	(3,342,775.02)	(23,818,972.77)	(760,803.54)	0.00	13,309,287.96	\$33,216,546.85
June-14	119,487,539.19	3,528,162.10	12,371.37	10,438,573.29	0.00	(82,838,887.04)	(6,643,971.43)	(3,056,556.57)	(3,377,036.00)	(26,343,591.83)	(1,252,339.56)	0.00	13,368,012.05	\$23,322,265.57
July-14	136,027,477.35	4,208,722.59	10,552.98	0.00	110,463,130.17	(93,289,066.71)	(6,143,204.50)	(3,079,188.22)	(3,772,184.51)	(32,031,910.93)	(934,979.33)	(110,463,130.17)	(3,244,001.46)	(8247,802.74)
August-14	148,578,437.34	3,769,939.46	18,361.96	326,846.02	(209,965.70)	(90,628,308.64)	(6,678,056.17)	(2,465,572.15)	(2,960,739.43)	(25,091,353.36)	(932,419.96)	209,965.70	830,670.00	\$24,737,903.37
September-14	129,714,724.19	3,714,683.48	22,938.57	10,974,642.57	(54,222.36)	(97,231,783.27)	(6,862,386.44)	(2,435,689.89)	(2,754,342.94)	(32,370,296.06)	(872,577.21)	54,222.36	950,000.00	\$2,829,913.00
October-14	134,700,273.21	3,910,819.84	27,049.63	0.00	(1,362.03)	(107,357,986.93)	(6,489,201.16)	(2,236,540.88)	(2,672,985.30)	(27,292,670.34)	(1,124,737.87)	1,362.03	(1,772,100.00)	(\$10,507,488.82)
November-14	127,960,832.20	3,999,569.95	21,135.21	11,648,160.73	0.00	(91,196,731.51)	(6,464,355.15)	(1,832,367.83)	(2,565,596.16)	(27,079,390.63)	(964,572.88)	0.00	349,995.00	\$13,815,678.93
December-14	134,306,861.17	4,010,478.67	28,880.86	0.00	0.00	(111,137,528.17)	(9,445,223.76)	(2,592,037.04)	(3,914,652.51)	(35,851,335.53)	(989,823.68)	0.00	(1,154,000.00)	(\$26,736,679.89)
Trust Cash Transactions to Date	12,739,033,159.16	407,622,785.41	26,104,972.11	259,833,434.54	231,316,374.41	(9,170,922,792.19)	(595,858,716.93)	(119,774,370.87)	(356,078,892.22)	(2,771,186,920.65)	(85,840,588.47)	(231,316,374.41)	(4,646,176.28)	\$327,285,873.61
Adjustments														\$0.00
Transactions to Date	12,739,033,159.16	407,622,785.41	26,104,972.11	259,833,434.54	231,316,374.41	(9,170,922,792.19)	(595,858,716.93)	(119,774,370.87)	(356,078,892.22)	(2,771,186,920.65)	(85,840,588.47)	(231,316,374.41)	(4,646,176.28)	\$327,285,873.61

Kentucky Employees' Health Plan – Status Report
4th Quarter, 2017
Attachment B
Page B-36

Combined 2006, 2007, 2008, 2009, 2010, 2011, 2012, 2013 Plan Years														
2013	101	102	110	120	130	201	202	203	204	301	302	500	501	TOTAL
	PREMIUMS	HEALTHCARE CONTRIBUTION	INTEREST INCOME	DRUG REBATES	TRANSFERS TO OTHER PLANS	MEDICAL CLAIMS	HUMANIA ADMIN FEES	HR PLAN CLAIMS	HEALTHCARE CLAIMS	PHARMACY CLAIMS	EXPRESS SCRIPTS ADMIN FEES	TRANSFERS TO OTHER PLANS	OPERATING TRANSFERS TO ADJ	CASH TRANSACTIONS
2012 Balance Forward	9,531,556,855.63	314,881,486.03	25,653,759.73	181,416,030.35	121,118,824.35	(6,888,434,175.20)	(441,782,866.58)	(66,030,652.47)	(271,378,092.89)	(2,100,593,804.23)	(65,650,746.25)	(121,118,824.35)	(80,174,073.69)	\$139,453,730.63
January-13	134,561,382.75	3,905,562.88	18,506.33	0.00	0.00	(101,716,615.70)	(5,813,985.54)	(1,898,861.51)	(4,457,460.57)	(31,448,370.43)	(684,780.22)	0.00	(2,137,892.29)	(\$6,673,570.30)
February-13	133,445,133.55	3,896,010.30	20,978.26	0.00	0.00	(84,241,865.52)	(6,028,866.00)	(1,759,374.95)	(3,910,163.80)	(26,567,933.11)	(751,396.83)	0.00	5,778,266.70	\$9,886,626.60
March-13	131,462,132.87	3,884,455.42	20,279.91	0.00	0.00	(68,154,099.93)	(6,270,824.35)	(2,129,435.81)	(4,893,508.60)	(26,541,297.99)	(739,134.82)	0.00	5,755,545.08	\$12,694,008.78
April-13	132,577,234.56	3,919,602.90	27,329.57	8,586,953.09	0.00	(103,346,741.97)	(6,025,666.54)	(2,059,893.61)	(4,530,547.39)	(32,742,314.31)	(644,530.01)	0.00	2,841,084.90	(\$1,865,608.91)
May-13	136,896,355.22	4,164,016.88	19,456.34	0.00	0.00	(97,570,296.19)	(6,020,841.29)	(1,351,625.02)	(3,364,261.78)	(25,088,873.61)	(705,523.40)	0.00	5,731,422.62	\$12,330,038.46
June-13	118,633,393.92	3,395,151.23	16,406.53	9,426,572.80	0.00	(62,757,186.63)	(5,807,157.33)	(1,335,917.15)	(3,351,004.44)	(26,726,081.92)	(612,246.62)	0.00	5,721,704.14	\$16,303,032.53
July-13	150,887,554.68	4,169,930.69	16,396.66	0.00	0.00	(103,851,362.85)	(6,188,854.87)	(1,494,460.27)	(3,889,054.96)	(32,293,321.48)	(685,016.07)	0.00	8,673,443.42	\$15,389,282.95
August-13	133,238,995.17	3,763,276.15	19,157.21	0.00	0.00	(107,119,866.56)	(5,970,107.82)	(1,141,975.38)	(3,044,862.95)	(25,877,647.84)	(612,881.09)	0.00	0.00	(\$6,946,045.21)
September-13	131,140,562.40	3,710,447.46	21,520.10	8,718,838.54	0.00	(89,801,560.09)	(11,600,606.46)	(857,768.76)	(2,550,786.82)	(26,214,204.14)	(712,825.11)	0.00	(33,205.50)	\$11,720,410.63
October-13	132,680,349.20	3,818,531.80	17,363.94	0.00	0.00	(108,623,995.95)	(5,540,095.62)	(1,119,205.78)	(2,866,040.02)	(34,274,327.51)	(726,038.43)	0.00	(2,117,506.79)	(\$13,764,868.17)
November-13	130,274,993.03	3,813,602.82	12,192.43	8,498,374.45	0.00	(101,981,081.32)	(5,781,719.52)	(918,495.10)	(2,782,375.11)	(27,228,157.18)	(127,275.23)	0.00	0.00	\$9,788,059.27
December-13	135,296,648.61	3,850,383.66	15,468.86	0.00	0.00	(103,516,445.74)	(6,034,339.51)	(1,073,846.60)	(2,534,618.90)	(26,227,075.37)	(534,922.06)	0.00	(30,015,854.88)	(\$32,774,402.83)
Transactions to	11,132,659,611.79	361,082,400.22	25,876,814.87	216,646,769.23	121,118,824.35	(6,071,095,320.63)	(513,878,049.63)	(68,471,333.42)	(313,942,899.23)	(2,443,804,899.42)	(73,787,290.14)	(121,118,824.35)	(79,877,139.29)	\$156,410,895.35
Adjustments														\$0.00
Total Adjusted Transactions to Date	11,132,659,611.79	361,082,400.22	25,876,814.87	216,646,769.23	121,118,824.35	(6,071,095,320.63)	(513,878,049.63)	(68,471,333.42)	(313,942,899.23)	(2,443,804,899.42)	(73,787,290.14)	(121,118,824.35)	(79,877,139.29)	\$156,410,895.35

501 The July balance of \$8,673,443.42 includes an ERPP funds transfer from the 2512 fund to the 2500 fund in the amount of \$11,418,813.42.
501 The December balance of (30,015,854.88) includes an ERPP funds transfer from the 2500 fund to the 2512 fund in the amount of \$30,015,849.88.
130 Per HB 265 plan year balances for 2006, 2007, 2008, and 2009 as of December 31, 2011, and all subsequent balances from those plan years were transferred to Plan Year 2010.
500 HB 265 plan year transfers

Kentucky Employees' Health Plan – Status Report
 4th Quarter, 2017
 Attachment B
 Page B-37

2012	101	102	110	120	130	201	202	203	204	301	302	500	501	TOTAL
	PREMIUMS	HRAWMER CONTRIBUTION	INTEREST INCOME	DRUG REBATES	INVESTMENT GAIN/LOSS	MEDICAL CLAIMS	HUMANW. ADMIN FEES	INVESTMENT GAIN/LOSS	HRAWMER CLAIMS	PHARMACY CLAIMS	EXPENSES/ADJ. ADMIN FEES	INVESTMENT GAIN/LOSS	INVESTMENT GAIN/LOSS	CASH TRANSACTIONS
2011 Balance Forward	7,930,933,919.66	267,079,027.44	25,338,881.16	149,397,142.33	97,819,227.95	(5,709,844,765.67)	(399,335,633.51)	(48,763,086.33)	(229,485,972.41)	(1,753,291,598.16)	(56,490,864.75)	(97,819,227.95)	(70,747,096.86)	\$133,779,651.90
January-12	134,359,919.71	4,080,022.91	3,114.85	0.00	0.00	(93,012,805.46)	(5,525,892.85)	(1,616,816.80)	(4,328,353.62)	(32,864,686.57)	(916,884.66)	0.00	(1,681,395.12)	(\$1,824,125.71)
February-12	133,831,116.77	4,100,115.82	10,168.73	0.00	0.00	(102,024,607.71)	(6,277,459.61)	(1,561,725.59)	(4,024,460.62)	(19,716,587.61)	(796,179.91)	0.00	(650,000.00)	\$2,901,328.27
March-12	135,780,512.95	4,049,823.20	2,763.10	8,236,710.96	0.00	(90,097,721.87)	(5,994,792.90)	(1,912,341.77)	(4,464,402.85)	(33,229,338.92)	(888,082.89)	0.00	(400,000.00)	\$8,172,129.35
April-12	121,024,982.64	3,947,101.33	13,194.60	0.00	0.00	(101,890,979.51)	(6,046,635.37)	(1,734,697.60)	(4,183,249.56)	(26,055,948.70)	(750,864.72)	0.00	(2,579,500.00)	(\$19,236,497.89)
May-12	131,228,269.78	4,051,460.97	116,892.98	0.00	0.00	(97,238,674.30)	(6,067,588.74)	(1,574,867.36)	(3,588,198.82)	(32,737,839.73)	(625,946.00)	0.00	0.00	(96,457,422.22)
June-12	123,685,190.46	2,160,377.56	24,884.41	7,711,866.20	22,721,776.75	(95,724,860.94)	(6,069,373.82)	(1,404,855.49)	(3,733,869.81)	(27,170,861.98)	(243,128.09)	(22,721,776.75)	(300,000.00)	(\$1,065,031.10)
July-12	158,805,426.96	2,562,010.48	24,144.64	0.00	0.00	(105,445,394.78)	(5,770,891.74)	(1,448,117.59)	(3,982,814.05)	(33,229,655.54)	(1,127,149.75)	(384,837.81)	800,000.00	\$8,332,468.64
August-12	134,739,317.38	3,938,126.10	28,384.98	0.00	212,573.26	(106,956,149.48)	(5,908,046.80)	(1,210,002.21)	(3,195,675.33)	(26,268,654.85)	(843,436.96)	(212,573.26)	800,000.00	(\$4,876,137.17)
September-12	75,632,694.32	3,905,917.68	20,677.07	8,040,437.96	409.58	(84,803,011.00)	(6,269,562.51)	(870,840.82)	(2,393,699.06)	(26,421,456.75)	(593,559.95)	(409.58)	(115,000.00)	(\$35,897,403.06)
October-12	189,639,264.02	7,029,503.50	21,216.67	0.00	0.00	(107,430,419.82)	(5,762,639.68)	(1,031,776.76)	(2,764,015.64)	(33,485,540.48)	(724,882.91)	0.00	(2,062,895.54)	\$43,387,543.26
November-12	132,132,212.17	3,991,012.86	27,630.70	0.00	0.00	(104,811,752.26)	(5,775,468.47)	(970,701.46)	(2,726,951.19)	(26,386,348.69)	0.00	0.00	(290,104.00)	(\$4,810,470.34)
December-12	131,794,530.01	3,986,999.16	22,017.84	7,940,052.90	0.00	(86,152,034.30)	(6,628,266.82)	(930,820.70)	(2,516,408.93)	(29,735,267.65)	(1,648,865.66)	0.00	(43,165.17)	\$16,057,686.70
Trust Cash Transactions to Date	9,531,556,655.83	314,881,499.03	25,653,759.73	181,416,030.35	121,118,824.35	(6,888,434,179.20)	(441,762,866.58)	(66,030,652.47)	(271,378,022.89)	(2,100,593,804.23)	(65,680,746.25)	(121,118,824.35)	(80,174,073.69)	\$139,463,730.63
Adjustments	0.00													\$0.00
Total Adjusted Transactions to	9,531,556,655.83	314,881,499.03	25,653,759.73	181,416,030.35	121,118,824.35	(6,888,434,179.20)	(441,762,866.58)	(66,030,652.47)	(271,378,022.89)	(2,100,593,804.23)	(65,680,746.25)	(121,118,824.35)	(80,174,073.69)	\$139,463,730.63

130 Per HB 265 plan year balances for 2006, 2007, 2008, and 2009 as of December 31, 2011, and all subsequent balances from those plan years were transferred to Plan Year 2010.
 500 HB 265 plan year transfers
 1 Please note that the August 2012 KDE health insurance premium payment of \$52,467,299.39 one would expect to see included in the September 2012 premiums was not submitted in eMARS until October 2012.
 If this payment had been included in the September 2012 health insurance premiums the 2012 plan year ending balance would have been positive \$33,599,492.47.

Kentucky Employees' Health Plan – Status Report
4th Quarter, 2017
Attachment B
Page B-38

2011	Combined 2006, 2007, 2008, 2009, 2010, 2011 Plan Years												TOTAL	
	101	102	110	120	130	201	202	203	204	301	302	500		501
	PREMIUMS	HRAWMER CONTRIBUTION	INTEREST INCOME	DRUG REBATES	OTHER PLAN YEARS	MEDICAL CLAIMS	HUMANIA ADMIN FEES	HRAASLECT CLAIMS	HRAWMER CLAIMS	PHARMACY CLAIMS	EXPRESS SCRIPTS ADMIN FEES	OTHER PLAN YEARS	OPERATING TRANSFEREXP & ADJ	
2010 Balance Forward	6,341,819.55	218,880,760.35	25,046,800.77	119,377,940.18	97,819,227.95	(4,593,357,113.98)	(298,022,916.53)	(33,577,601.34)	(196,853,915.30)	(1,417,844,039.61)	(46,101,896.03)	(97,819,227.95)	(61,181,456.71)	\$68,383,377.36
January-11	104,564,502.27	4,150,040.84	21,178.18	0.00	0.00	(75,889,253.51)	(6,247,427.64)	(1,638,566.78)	(4,777,290.11)	(25,399,387.69)	(971,875.51)	0.00	(1,506,150.00)	(\$7,794,260.25)
February-11	134,884,734.66	742,108.00	30,959.07	7,318,750.55	0.00	(80,774,396.21)	(5,708,279.82)	(1,506,692.34)	(3,900,833.10)	(24,031,689.18)	(1,018,114.64)	0.00	0.00	\$26,056,547.29
March-11	215,970,657.80	7,650,521.66	13,833.95	0.00	0.00	(104,449,207.46)	(5,804,744.75)	(2,053,495.76)	(5,161,703.53)	(31,809,425.67)	(711,616.54)	0.00	0.00	\$73,554,817.80
April-11	57,773,173.95	377,390.86	26,046.76	0.00	0.00	(67,232,875.89)	(5,842,857.59)	(1,665,498.51)	(4,155,235.80)	(24,906,993.57)	(625,034.49)	0.00	(1,475,000.00)	(\$66,046,165.28)
May-11	148,898,494.25	6,828,465.22	32,466.25	0.00	0.00	(92,403,747.19)	(5,895,254.14)	(1,689,645.13)	(3,353,570.33)	(30,442,527.33)	(936,979.70)	0.00	(1,690,000.00)	\$19,877,702.90
June-11	135,195,259.75	4,147,240.50	92,996.05	6,603,193.58	0.00	(99,154,069.14)	(6,148,364.56)	(1,332,730.89)	(4,231,866.59)	(25,443,884.48)	(657,735.45)	0.00	(2,262,825.00)	\$6,807,381.77
July-11	129,467,603.18	4,055,816.00	0.00	0.00	0.00	(92,105,292.62)	(5,691,468.70)	(1,298,772.73)	(3,558,196.47)	(25,072,615.99)	(1,054,056.11)	0.00	(1,446,700.00)	\$3,306,328.97
August-11	128,629,423.04	4,015,463.08	51,947.57	0.00	0.00	(104,889,876.91)	(5,839,767.25)	(1,252,118.61)	(3,536,059.99)	(31,854,471.10)	(784,412.56)	0.00	505.45	(\$15,027,469.28)
September-11	128,256,271.07	3,985,826.55	(37,632.37)	8,172,233.15	0.00	(95,702,173.11)	(5,839,009.41)	(915,062.67)	(2,980,066.76)	(27,076,530.36)	(922,651.44)	0.00	(722,373.60)	\$6,818,831.05
October-11	142,233,173.19	4,088,693.16	15,830.99	0.00	0.00	(92,141,470.81)	(6,026,716.60)	(917,098.48)	(2,345,378.82)	(27,694,350.74)	(830,216.34)	0.00	(1,446,800.00)	\$14,945,664.55
November-11	128,470,686.55	4,132,176.42	22,960.29	0.00	0.00	(97,700,693.63)	(6,270,746.75)	(1,123,295.89)	(2,350,945.96)	(33,696,533.43)	(678,723.69)	0.00	653,700.00	(\$6,531,416.08)
December-11	134,556,623.99	4,114,522.80	18,303.65	7,925,124.87	0.00	(94,234,493.21)	(5,731,277.77)	(782,505.21)	(2,890,486.65)	(28,040,137.12)	(997,351.25)	0.00	(300,000.00)	\$13,638,321.10
Trust Cash Transactions to Date	7,930,933,519.66	267,079,027.44	25,338,661.16	149,397,142.33	97,819,227.95	(5,709,844,765.67)	(369,335,833.51)	(48,763,068.33)	(229,465,672.41)	(1,753,291,596.16)	(56,480,664.75)	(97,819,227.95)	(70,747,099.86)	\$133,779,651.90
Adjustments	0.00													\$0.00
Transactions to Date	7,930,933,519.66	267,079,027.44	25,338,661.16	149,397,142.33	97,819,227.95	(5,709,844,765.67)	(369,335,833.51)	(48,763,068.33)	(229,465,672.41)	(1,753,291,596.16)	(56,480,664.75)	(97,819,227.95)	(70,747,099.86)	\$133,779,651.90

Kentucky Employees' Health Plan – Status Report
 4th Quarter, 2017
 Attachment B
 Page B-39

Combined 2006, 2007, 2008, 2009, 2010 Plan Years														
2010	101 PREMIUMS	102 HRAWAIVER CONTRIBUTION	110 INTEREST INCOME	120 DRUG REBATES	130 TRANSFERS FROM	201 MEDICAL CLAIMS	202 HUMAN ADMN FEES	203 HRA SELECT	204 HRAWAIVER CLAIMS	301 PHARMACY CLAIMS	302 EXPRESS SCRIPTS	500 TRANSFERS TO	501 OPERATING	TOTAL CASH TRANSACTIONS
2009 Balance Forward	4,808,173,361.77	168,665,147.97	24,913,376.37	88,653,314.52	97,919,227.95	(3,496,039,906.15)	(229,908,712.21)	(18,771,218.87)	(139,858,938.15)	(1,082,090,305.62)	(35,393,666.01)	(97,919,227.95)	(55,011,478.14)	\$34,331,575.48
January-10	95,747,358.57	4,244,832.31	26,531.51	0.00	0.00	(76,941,840.82)	(5,736,162.63)	(1,256,878.21)	(4,543,397.17)	(24,639,836.75)	(1,072,653.74)	0.00	(1,275,000.00)	(\$15,447,348.83)
February-10	127,169,863.89	4,212,765.81	5,814.26	8,532,676.01	0.00	(76,816,834.89)	(5,523,329.15)	(1,334,097.78)	(4,478,831.31)	(25,059,247.87)	(816,450.76)	0.00	0.00	\$25,889,950.21
March-10	130,575,680.89	4,263,342.97	807.13	0.00	0.00	(88,996,839.89)	(6,131,669.29)	(1,725,032.27)	(5,319,247.14)	(32,287,286.46)	(838,104.25)	0.00	(54,178.15)	(\$482,536.47)
April-10	129,273,592.71	4,258,676.92	5,799.92	0.00	0.00	(88,897,668.94)	(5,481,061.88)	(1,621,968.15)	(4,591,699.88)	(25,746,221.30)	(918,467.39)	0.00	(1,413,911.17)	\$4,867,071.04
May-10	129,191,824.92	4,260,752.26	259.48	7,937,042.03	0.00	(94,629,538.08)	(5,795,724.02)	(1,220,751.07)	(3,677,148.33)	(25,896,347.02)	(835,137.51)	0.00	(83,745.11)	\$9,188,486.55
June-10	158,711,733.40	4,183,982.11	1,984.19	0.00	0.00	(102,236,620.07)	(5,628,480.75)	(1,351,564.74)	(4,197,077.16)	(32,506,663.46)	(846,828.84)	0.00	(55,288.36)	\$16,073,876.30
July-10	123,373,925.07	4,161,587.50	0.00	0.00	0.00	(93,401,708.88)	(5,422,525.77)	(1,259,742.60)	(4,327,901.78)	(25,453,504.81)	(1,070,778.85)	0.00	(1,548,880.08)	(\$4,949,329.31)
August-10	103,046,413.80	4,120,287.50	20,505.77	0.00	0.00	(96,142,631.72)	(5,654,885.52)	(1,136,894.43)	(3,720,034.09)	(31,999,635.82)	(807,174.97)	0.00	(52,416.36)	(\$34,296,265.83)
September-10	102,592,008.02	4,036,812.50	14,991.93	7,000,703.32	0.00	(82,106,239.82)	(5,417,936.87)	(829,621.91)	(2,888,271.60)	(25,761,834.86)	(669,746.75)	0.00	(111,960.00)	(\$4,448,448.85)
October-10	148,611,237.78	4,157,562.50	25,031.62	0.00	0.00	(95,822,317.38)	(5,796,657.02)	(911,895.60)	(2,798,450.36)	(25,541,240.85)	(669,746.75)	0.00	(1,495,919.34)	\$20,767,513.60
November-10	128,699,776.48	4,139,217.50	11,791.58	7,254,102.30	0.00	(93,646,788.11)	(6,053,783.88)	(1,058,119.04)	(3,105,019.01)	(33,770,560.81)	(1,005,381.09)	0.00	(48,900.00)	\$1,416,136.12
December-10	154,667,125.73	4,175,792.50	23,207.01	0.00	0.00	(105,706,178.52)	(5,511,197.74)	(1,099,725.67)	(3,198,968.23)	(27,026,343.76)	(650,208.40)	0.00	(30,280.00)	\$15,472,102.92
Trust Cash Transactions to Date	6,341,813,313.03	218,880,780.35	25,048,800.77	119,377,840.18	97,919,227.95	(4,993,357,113.88)	(298,022,916.53)	(33,577,801.34)	(186,653,915.30)	(1,417,844,038.61)	(46,101,896.03)	(97,919,227.95)	(61,191,456.71)	\$68,382,774.83
Adjustments	0.00													\$0.00
Total Adjusted Transactions to Date	6,341,813,313.03	218,880,780.35	25,048,800.77	119,377,840.18	97,919,227.95	(4,993,357,113.88)	(298,022,916.53)	(33,577,801.34)	(186,653,915.30)	(1,417,844,038.61)	(46,101,896.03)	(97,919,227.95)	(61,191,456.71)	\$68,382,774.83

Kentucky Employees' Health Plan – Status Report
 4th Quarter, 2017
 Attachment B
 Page B-40

2009	Combined 2006, 2007, 2008, 2009 Plan Years													TOTAL
	101	102	110	120	130	201	202	203	204	301	302	500	501	
	PREMIUMS	HRAVAMER CONTRIBUTION	INTEREST INCOME	DRUG REBATES	TRANSFERS FROM OTHER PLAN YEAR(S)	MEDICAL CLAIMS	HUMANIA ADMIN FEES	HRASELECT CLAIMS	HRAVAMER CLAIMS	PHARMACY CLAIMS	EXPRESS SCRIPTS ADMIN FEES	TRANSFERS TO OTHER PLAN YEAR(S)	OTHER PAYMENTS & ADJUSTMENTS	
2006 Balance Forward	3,472,782,844.21	115,195,107.78	24,140,976.97	60,564,167.87	97,819,227.95	(2,470,684,506.30)	(165,326,919.20)	(6,811,506.84)	(91,837,975.93)	(775,304,308.60)	(25,588,132.84)	(97,819,227.95)	274,816.21	\$137,274,955.33
January-09	68,255,311.19	798,573.84	140,780.24	0.00	0.00	(85,452,148.81)	(5,043,705.96)	(827,116.31)	(4,871,264.87)	(22,287,745.83)	(633,298.77)	0.00	0.00	(\$59,220,615.22)
February-09	116,136,197.11	4,340,347.32	60,540.29	0.00	0.00	(75,791,722.45)	(5,737,676.40)	(892,705.95)	(4,405,952.79)	(22,275,797.48)	(778,021.73)	0.00	(1,275,000.00)	\$8,322,597.92
March-09	118,009,223.40	8,311,362.50	33,073.20	7,056,851.33	0.00	(83,925,434.88)	(5,295,686.92)	(1,350,494.55)	(5,277,307.12)	(28,633,621.51)	(819,180.11)	0.00	0.00	\$7,106,763.34
April-09	113,434,068.66	814,290.99	28,728.97	0.00	0.00	(78,925,138.73)	(5,169,296.47)	(1,165,473.69)	(4,524,767.00)	(22,854,392.81)	(768,640.01)	0.00	(1,275,000.00)	(\$425,620.09)
May-09	115,734,630.50	8,267,882.13	31,960.93	0.00	0.00	(86,759,698.54)	(5,330,325.16)	(1,055,767.92)	(3,504,732.56)	(22,721,210.56)	(653,814.20)	0.00	0.00	\$4,008,364.60
June-09	125,205,000.97	4,512,346.70	306,950.33	7,296,941.15	0.00	(85,219,714.41)	(5,437,416.06)	(1,180,022.96)	(4,869,317.04)	(26,189,575.56)	(1,037,960.90)	0.00	(50,000,000.00)	(\$39,413,664.48)
July-09	109,699,613.92	4,454,417.06	4,841.37	590.82	0.00	(95,953,010.91)	(5,302,867.73)	(934,924.26)	(4,403,754.20)	(22,790,148.22)	(763,242.58)	0.00	(1,275,346.65)	(\$16,991,833.38)
August-09	111,335,708.15	4,404,735.89	35,824.83	0.00	0.00	(86,055,444.88)	(5,143,301.79)	(874,860.75)	(3,690,000.08)	(23,380,653.83)	(762,812.57)	0.00	0.00	(\$4,127,705.13)
September-09	116,576,824.89	4,346,377.77	35,320.61	7,023,397.82	0.00	(84,659,803.83)	(5,505,684.21)	(940,144.54)	(3,260,411.20)	(30,080,397.42)	(927,184.46)	0.00	0.00	\$2,401,095.43
October-09	114,644,530.40	4,470,702.84	9,021.72	0.00	0.00	(90,344,330.41)	(5,554,306.19)	(809,786.64)	(3,058,566.14)	(25,090,015.64)	(958,703.20)	0.00	(1,275,000.00)	(\$8,096,468.26)
November-09	116,247,533.00	4,403,586.15	0.00	0.00	0.00	(74,273,298.27)	(5,218,796.28)	(830,231.35)	(2,801,496.55)	(25,783,128.31)	(681,386.56)	0.00	0.00	\$11,054,810.83
December-09	142,204,710.76	4,405,411.00	65,958.91	6,713,465.53	0.00	(98,166,695.73)	(5,844,754.88)	(838,074.41)	(3,823,776.67)	(30,718,108.75)	(620,886.08)	0.00	(187,947.70)	\$15,388,319.98
Trust Cash Transactions to Date	4,840,172,197.16	168,665,147.97	24,913,376.37	88,653,314.52	97,819,227.95	(3,496,039,906.15)	(229,868,712.21)	(18,771,218.87)	(139,658,938.15)	(1,062,090,305.62)	(35,383,065.01)	(97,819,227.95)	(55,011,476.14)	\$65,330,410.87
Adjustments	0.00													\$0.00
Total Adjusted Transactions to Date	\$4,840,172,197.16	\$168,665,147.97	\$24,913,376.37	\$88,653,314.52	\$97,819,227.95	(\$3,496,039,906.15)	(\$229,868,712.21)	(\$18,771,218.87)	(\$139,658,938.15)	(\$1,062,090,305.62)	(\$35,383,065.01)	(\$97,819,227.95)	(\$55,011,476.14)	\$65,330,410.87

101 JAN09 The drop in the fund balance is partially attributable to the change in the timing of payments.

Kentucky Employees' Health Plan – Status Report
 4th Quarter, 2017
 Attachment B
 Page B-41

2008	Combined 2006, 2007, 2008 Plan Years												TOTAL	
	101	102	110	120	130	201	202	203	204	301	302	500		501
	PREMIUMS	HRA WAIVER CONTRIBUTION	INTEREST INCOME	DRUG REBATES	TRANSFERS/ROLL OVER PLAN YEARS	MEDICAL CLAIMS	HEALTH PLAN ADMIN FEES	HRA SELECT CLAIMS	HRA WAIVER CLAIMS	PHARMACY CLAIMS	EXPRESS SCRIPTS ADMIN FEES	TRANSFERS/ROLL OVER PLAN YEARS	OTHER PAYMENTS & ADJUSTMENTS	CASH TRANSACTIONS
2007 Balance Forward	2,244,282,233.46	58,856,749.55	18,182,114.96	34,631,888.72	0.00	(1,539,279,781.73)	(103,796,076.92)	(2,866,678.62)	(42,679,505.27)	(474,493,199.66)	(16,353,810.48)	0.00	5,130,694.38	\$181,670,598.39
January-08	102,988,425.84	833,335.50	827,145.06	0.00	638,356.10	(76,334,055.51)	(4,842,532.38)	(234,355.24)	(4,432,702.53)	(26,272,430.66)	(702,681.93)	(638,356.10)	92,763.42	(80,047,486.37)
February-08	100,540,297.69	8,725,938.57	960,108.01	0.00	657,763.84	(78,532,581.12)	(5,042,452.80)	(332,257.72)	(4,795,456.79)	(21,954,249.43)	(887,925.79)	(657,763.84)	0.00	(51,296,559.38)
March-08	100,877,733.28	4,754,701.92	768,656.51	5,938,195.90	56,102,467.13	(61,065,091.32)	(3,005,078.31)	(752,798.54)	(3,178,186.16)	(29,345,306.66)	(733,323.17)	(56,102,467.13)	0.00	\$10,279,619.51
April-08	101,659,671.37	4,782,116.07	712,576.54	0.00	1,850,662.56	(75,176,414.95)	(5,255,305.52)	(372,544.32)	(3,407,822.66)	(26,637,527.83)	(710,692.12)	(1,850,662.56)	(2,000,000.00)	(58,405,977.42)
May-08	105,355,954.92	862,281.74	431,392.98	0.00	0.00	(77,032,698.33)	(5,256,400.11)	(447,786.33)	(4,101,182.55)	(20,782,390.52)	(817,954.72)	3,952,389.72	(400,000.00)	(52,190,583.32)
June-08	104,591,269.33	8,626,127.26	431,326.45	6,236,447.62	42,202,368.04	(72,243,605.10)	(4,897,212.47)	(539,844.59)	(4,336,420.94)	(21,929,235.31)	(710,486.54)	(42,302,368.04)	0.00	\$14,556,185.71
July-08	103,059,405.26	4,597,429.00	74,536.00	0.00	0.00	(80,311,179.56)	(5,286,313.21)	(338,888.30)	(4,507,019.10)	(26,346,891.24)	(551,133.34)	0.00	1,360.41	(59,478,696.08)
August-08	139,548,434.17	4,499,127.32	428,331.61	0.00	0.00	(91,149,999.59)	(4,987,871.31)	(239,307.16)	(3,622,981.74)	(21,864,402.52)	(929,650.41)	0.00	(1,275,000.00)	\$20,406,664.37
September-08	64,929,523.04	812,931.18	491,797.55	6,912,622.35	0.00	(80,524,433.21)	(5,162,711.50)	(216,666.94)	(3,327,303.63)	(27,982,888.81)	(863,456.25)	0.00	0.00	(544,930,016.22)
October-08	60,335,714.07	8,348,674.55	290,759.55	0.00	0.00	(79,780,992.95)	(1,955,901.14)	(195,901.14)	(3,085,633.12)	(23,248,694.56)	(707,152.31)	0.00	0.00	(543,347,090.44)
November-08	144,083,073.47	822,852.19	287,641.38	0.00	0.00	(72,635,598.45)	(5,395,995.18)	(219,870.66)	(3,142,308.02)	(24,572,795.46)	(866,338.11)	0.00	(1,275,000.00)	\$37,085,841.76
December-08	69,540,266.92	8,692,842.93	254,590.37	6,825,043.28	0.00	(85,937,164.48)	(5,091,097.16)	(233,357.88)	(3,361,173.42)	(29,894,911.66)	(731,507.47)	0.00	0.00	(540,026,768.57)
Total Cash Transactions to Date	3,441,794,008.82	115,135,107.78	24,140,976.97	60,564,167.87	97,819,227.95	(2,470,684,506.30)	(165,336,919.20)	(6,591,506.84)	(91,837,975.93)	(775,304,308.69)	(25,568,132.84)	(97,819,227.95)	274,818.21	\$106,275,729.94

101 The drop in premium payments between August premiums of \$139M and September premiums of \$64M was caused by KDE paying 2 months of the Boards of Educations' premiums in August and none in September. The October payment of \$41,820,165.65 was received on 11/10/2008.
 102 The September drop in the HRA Waiver contributions occurred because the September Board of Educations' payment of \$3,697,487.50 was not received until 10/02/2008.

Kentucky Employees' Health Plan – Status Report
4th Quarter, 2017
Attachment B
Page B-42

2007	Combined 2006, 2007 Plan Years												TOTAL	
	101	102	110	120	130	201	202	203	204	301	302	500		501
	PREMIUMS	HRA WATER CONTRIBUTION	INTEREST INCOME	DRUG REBATES	TRANSFERS/ZZL OTHER PLAN YEARS	MEDICAL CLAIMS	HUMANAN ADMIN FEES	HRA SELECT CLAIMS	HRA WATER CLAIMS	PHARMACY CLAIMS	EXPRESS SCRIPTS ADMIN FEES	TRANSFERS/ZZL OTHER PLAN YEARS	OTHER PAYMENTS & ADJUSTMENTS	CASH TRANSACTIONS
2006 Balance Forward	1,101,509,965.08	0.00	6,705,247.06	11,813,426.09	0.00	(696,600,326.39)	(51,029,179.63)	0.00	0.00	(218,657,413.99)	(7,555,888.27)	0.00	0.00	\$146,725,829.95
January-07	96,460,532.11	890,237.50	613,850.54	0.00	0.00	(44,717,495.18)	(4,606,277.93)	(70,023.79)	(1,638,005.91)	(23,805,783.10)	(817,818.71)	0.00	6,806,011.40	\$29,117,236.93
February-07	94,757,241.81	7,028,187.50	729,554.18	0.00	0.00	(76,297,980.20)	(4,208,865.17)	(182,325.14)	(4,371,073.41)	(19,224,461.40)	(843,930.89)	0.00	100,010.73	(52,313,641.99)
March-07	92,623,952.19	4,994,500.00	1,095,184.33	5,614,413.50	0.00	(73,051,281.94)	(4,814,764.49)	(399,111.13)	(4,290,599.88)	(19,795,242.95)	(717,137.89)	0.00	9,956.22	\$1,179,887.96
April-07	95,130,655.61	2,955,650.00	860,324.93	0.00	0.00	(65,053,599.07)	(4,424,821.23)	(207,874.13)	(4,768,571.76)	(19,223,133.89)	(677,320.52)	0.00	0.00	\$4,389,107.94
May-07	95,705,980.42	9,051,033.88	1,002,677.40	0.00	0.00	(69,857,566.45)	(543,472.39)	(547,762.85)	(4,157,136.61)	(23,544,640.97)	(800,873.14)	0.00	0.00	\$6,308,243.10
June-07	96,005,496.30	4,913,354.62	1,869,413.02	5,136,289.06	0.00	(78,361,628.09)	(4,613,355.82)	(184,726.50)	(4,470,479.22)	(19,667,856.25)	(665,111.09)	0.00	157,220.00	\$86,626.03
July-07	94,065,173.34	4,820,107.23	0.00	0.00	0.00	(76,161,323.62)	(9,766,865.85)	(354,933.71)	(3,998,333.11)	(19,295,340.80)	(501,690.38)	0.00	0.00	(81,526,130.10)
August-07	92,807,741.42	892,664.70	938,404.82	6,127,725.00	0.00	(77,686,845.13)	(9,397,563.94)	(163,086.56)	(3,839,291.89)	(24,481,631.29)	(802,063.96)	0.00	0.00	(515,603,886.83)
September-07	94,858,022.07	8,625,244.17	971,848.00	0.00	0.00	(59,795,885.17)	(4,640,244.18)	(137,420.21)	(2,730,409.63)	(19,969,297.61)	(666,530.78)	0.00	0.00	\$16,491,686.66
October-07	136,543,983.44	4,920,047.56	1,355,273.53	0.00	0.00	(79,483,837.47)	(4,771,394.14)	(152,390.13)	(3,237,230.54)	(25,419,024.04)	(694,790.18)	0.00	(25,157.96)	\$29,035,800.07
November-07	57,254,254.06	875,086.46	0.00	0.00	0.00	(76,763,434.19)	(3,374,281.49)	(169,977.44)	(2,540,207.78)	(20,369,526.00)	(712,161.99)	0.00	7,886.03	(847,522,312.34)
December-07	96,290,965.61	8,892,535.93	2,020,257.15	5,940,005.07	0.00	(65,988,578.83)	(4,974,239.47)	(97,137.03)	(2,618,329.53)	(21,041,823.37)	(846,380.46)	0.00	(1,974,942.04)	\$15,602,411.03
Trust Cash Transactions to Date	2,244,282,233.46	58,856,749.35	18,182,114.96	34,631,888.72	0.00	(1,359,279,781.73)	(103,798,076.92)	(2,806,678.62)	(42,679,505.27)	(474,493,199.66)	(16,355,810.48)	0.00	5,130,694.38	\$181,670,599.39

*** There was reduced cash activity for August due to the following:
1) Humana invoiced both the July and August ASO fees in August due to delays in billing related to the change in ASO fees on July 01, 2007.
2) KDE delayed payment of their August HRA contributions until September
3) There was an increase in claim expense in August (ESI bills weekly, there were 5 weekly invoices in August compared to 4 invoices in a typical month).
** September's cash activity is high due to:
1) KDE sending two months of HRA contributions (August and September)
2) Lower claim expense (received claim recovery from Humana for Feb - Jan, 07).

Kentucky Employees' Health Plan – Status Report
 4th Quarter, 2017
 Attachment B
 Page B-43

2006	Combined 2006 Plan Year													TOTAL
	101	102	110	120	130	201	202	203	204	301	302	500	501	
	PREMIUMS	HRA WAIVER CONTRIBUTION	INTEREST INCOME	DRUG REBATES	TRANSFERS/OTHER PLAN OTHER PLAN TEARDED	MEDICAL CLAIMS	HUMANA ADMIN. FEES	HRA SELECT CLAIMS	HRA WAIVER CLAIMS	PHARMACY CLAIMS	EXPRESS SCRIPTS ADMIN. FEES	TRANSFERS/OTHER PLAN OTHER PLAN TEARDED	OTHER PAYMENTS & ADJUSTMENTS	CASH TRANSACTIONS
December-05	12,109,520.87	0.00	0.00	0.00	0.00	0.00	0.00	0.00	0.00	0.00	0.00	0.00	0.00	\$12,109,520.87
January-06	58,717,052.66	0.00	0.00	0.00	0.00	(5,858,910.97)	0.00	0.00	0.00	(4,355,333.50)	0.00	0.00	0.00	\$48,302,818.19
February-06	95,279,715.21	0.00	0.00	0.00	0.00	(33,698,116.12)	0.00	0.00	0.00	(27,222,136.63)	0.00	0.00	0.00	\$34,449,462.46
March-06	96,203,652.90	0.00	479,416.24	0.00	0.00	(55,143,313.46)	(8,450,597.05)	0.00	0.00	(22,680,138.39)	0.00	0.00	0.00	\$10,400,020.24
April-06	95,573,661.72	0.00	363,022.39	0.00	0.00	(49,234,826.19)	(4,245,852.36)	0.00	0.00	(15,725,632.15)	(2,123,741.31)	0.00	0.00	\$24,746,632.10
May-06	96,477,472.44	0.00	433,688.68	0.00	0.00	(50,192,940.58)	(4,237,533.40)	0.00	0.00	(21,614,764.42)	(505,455.83)	0.00	0.00	\$11,350,486.89
June-06	75,715,144.70	0.00	1,399,327.87	0.00	0.00	(66,179,114.23)	(8,434,079.16)	0.00	0.00	(17,722,866.45)	(859,244.32)	0.00	0.00	(\$16,170,831.59)
July-06	106,607,010.35	0.00	0.00	0.00	0.00	(62,861,570.87)	(4,262,691.48)	0.00	0.00	(16,921,844.87)	(641,012.65)	0.00	0.00	\$21,980,370.48
August-06	87,156,882.23	0.00	377,971.98	0.00	0.00	(73,872,918.18)	(4,112,292.68)	0.00	0.00	(17,456,752.65)	(746,068.15)	0.00	0.00	(\$8,653,897.45)
September-06	84,428,262.67	0.00	1,577,522.63	5,799,613.36	0.00	(88,916,143.77)	(4,229,389.40)	0.00	0.00	(14,850,311.45)	(653,915.94)	0.00	0.00	\$3,175,718.60
October-06	90,247,593.08	0.00	646,707.29	0.00	0.00	(65,259,252.33)	(4,243,328.76)	0.00	0.00	(22,093,132.66)	(657,804.47)	0.00	0.00	(\$1,959,417.85)
November-06	88,348,883.51	0.00	720,536.99	0.00	0.00	(62,337,283.05)	(4,504,712.82)	0.00	0.00	(18,218,171.50)	(799,688.35)	0.00	0.00	\$3,209,564.57
December-06	85,552,174.21	0.00	797,052.99	6,013,812.73	0.00	(64,828,977.14)	(4,307,462.52)	0.00	0.00	(19,207,819.32)	(568,937.04)	0.00	0.00	\$3,429,843.91
Plan Year Transactions to Date	1,072,574,266.55	0.00	6,705,247.06	11,813,426.09	0.00	(67,233,326.39)	(51,029,179.63)	0.00	0.00	(218,657,413.99)	(7,555,888.27)	0.00	0.00	\$146,590,291.42
Plus: Claims Escrow	26,827,000.00					(28,827,000.00)								\$0.00
Total Adjusted Transactions to Date	\$1,101,364,266.55	\$0.00	\$6,705,247.06	\$11,813,426.09	\$0.00	(\$96,060,326.39)	(\$51,029,179.63)	\$0.00	\$0.00	(\$218,657,413.99)	(\$7,555,888.27)	\$0.00	\$0.00	\$146,590,291.42

** In 2006, the Commonwealth funded the payment of medical claims on an "as cleared" basis. Due to the "as cleared" banking arrangement Humana required the funding of an escrow account of \$28,827,000 to cover an estimated 8 days of medical claims. In 2007, the banking arrangements changed from an "as cleared" to an "as issued" basis for claim payments. This change is due to a recommendation made by our External Auditor. Because of the banking change, Humana will no longer require an escrow account in 2007. The escrow account funds were added into the 2006 premium balance. These funds were then used for 2006 outstanding claim checks.

Kentucky Employees' Health Plan – Status Report
 4th Quarter, 2017
 Attachment B
 Page B-44

Plan Year	Plan Year Balances as of December 31, 2017														
	201	110	120	121	130	201	202	203	204	210	213	214	215		
	PREMIUMS	HRA WAIVERS CONTRIBUTION	INTEREST INCOME	DRUG REBATES - ES1	DRUG REBATES - C/S	TRANSFERS FROM OTHER PLAN YEAR(S)	HUMAN MEDICAL CLAIMS	HUMAN ADMIN FEES	HRA EMBEDDED CLAIMS FUMANA	HRA WAIVER CLAIMS FUMANA	MEDICAL CLAIMS - ANTHEM	HRA EMBEDDED CLAIMS-WW	HRA WAIVER CLAIMS-WW	ANTHEM ADMIN	
2006	1,102,199,259.24	0.00	13,255,658.11	22,564,128.65	0.00	0.00	(762,460,936.69)	(47,449,907.92)	0.00	0.00	0.00	0.00	0.00	0.00	
2007	1,140,907,524.60	59,281,406.95	7,947,800.34	24,252,373.59	0.00	0.00	(836,800,979.65)	(56,911,781.09)	(2,931,705.94)	(47,117,430.12)	0.00	0.00	0.00	0.00	
2008	1,230,691,400.22	52,090,899.58	3,981,846.10	28,089,928.93	0.00	97,919,227.95	(949,213,609.34)	(61,670,290.07)	(4,335,288.87)	(48,364,646.21)	0.00	0.00	0.00	0.00	
2009	1,393,951,770.58	55,664,465.80	(143,564.39)	30,206,603.39	0.00	0.00	(1,018,973,395.29)	(64,704,353.44)	(12,286,056.34)	(48,448,767.83)	0.00	0.00	0.00	0.00	
2010	1,536,940,834.57	52,205,724.17	384,026.16	28,214,433.38	0.00	23,299,596.40	(1,098,500,008.73)	(68,050,466.68)	(14,939,463.38)	(48,929,615.18)	0.00	0.00	0.00	0.00	
2011	1,594,747,690.90	47,847,607.60	368,479.70	32,522,071.09	0.00	0.00	(1,140,442,856.38)	(71,481,785.89)	(16,234,357.78)	(42,545,125.58)	0.00	0.00	0.00	0.00	
2012	1,599,840,340.77	47,805,724.93	315,922.32	33,581,171.36	0.00	110,197,550.06	(1,183,319,100.46)	(72,331,473.00)	(16,563,180.29)	(42,357,452.79)	9,660.68	0.00	0.00	0.00	
2013	1,599,864,831.38	46,193,376.19	929,777.31	37,799,920.85	0.00	0.00	(1,192,883,712.07)	(72,183,914.89)	(17,108,797.79)	(41,570,957.25)	20,849.61	0.00	0.00	0.00	
2014	1,612,688,703.39	46,543,245.35	884,878.72	49,057,932.31	0.00	0.00	(1,094,866,883.99)	(72,311,737.66)	(36,123,110.74)	(39,972,569.15)	26,013.49	(1,003,438.38)	(2,453,545.07)	0.00	
2015	1,615,667,871.08	47,246,810.07	3,855,412.82	490,752.49	56,109,025.24	0.00	(2,180,312.19)	(20,565,778.49)	5,754.86	81,64.56	(921,401,773.15)	(39,051,537.00)	(37,793,072.70)	(47,106,337.22)	
2016	1,632,967,051.25	47,516,224.39	3,472,503.18	0.00	71,648,779.82	0.00	556.45	(13,652,374.51)	1,289.81	2,756.85	(967,774,871.70)	(43,343,274.73)	(40,080,554.35)	(46,512,941.38)	
2017	1,554,087,822.44	47,259,198.99	1,509,926.30	0.00	41,678,512.17	0.00	2,906.12	(12,849,515.24)	0.00	0.00	(883,256,085.57)	(45,513,900.90)	(38,118,751.19)	(46,113,658.08)	
Ending Balance *	17,613,755,099.42	549,656,704.02	36,762,666.67	286,759,216.04	171,436,317.23	231,316,374.41	(9,269,638,332.23)	(634,163,578.86)	(120,534,917.46)	(357,285,642.69)	(2,772,376,206.64)	(128,912,151.01)	(118,445,923.31)	(139,732,696.68)	

* The ending balance includes assets allocated for the HRA (Select and Waiver) and FSA reserves. Beginning with plan year 2016 members are allowed to rollover up to \$500 of unused FSA balance creating the additional reserve.

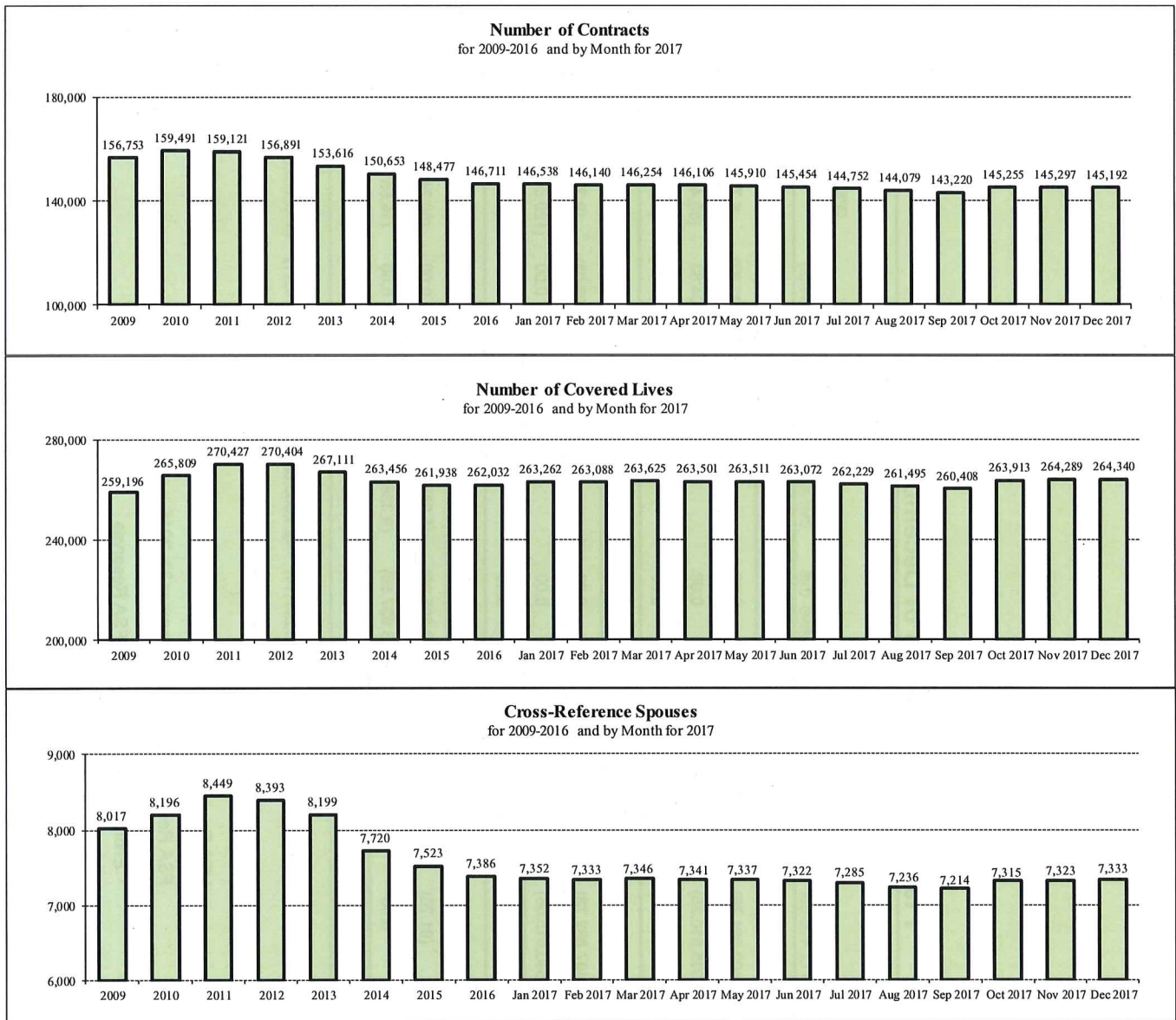
- 2 500 Per HB 235 plan year balances for 2010 and 2011 as of December 31, 2013, and all subsequent balances from those plan years were transferred to Plan Year 2012.
- 2 130 Per HB 265 plan year balances for 2006, 2007, 2008, and 2009 as of December 31, 2011, and all subsequent balances from those plan years were transferred to Plan Year 2010.
- 3 501 Per HB 235 plan year balances for 2010 and 2011 as of December 31, 2013, and all subsequent balances from those plan years were transferred to Plan Year 2012.
- 3 501 Per HB 265 plan year balances for 2006, 2007, 2008, and 2009 as of December 31, 2011, and all subsequent balances from those plan years were transferred to Plan Year 2010.
- 3 501 Prior to the September 2015 report the plan year 2013 balance included ERPP funds in the amount of \$10,159,793.00 and plan year 2014 included ERPP funds in the amount of \$85,687,741. The September 2015 report includes an entry transferring ERPP funds in the amount of \$85,687,746.30 from plan year 2014 to plan year 2013. Per ERPP guidelines concerning maintenance of contribution, it was determined to use all ERPP funds for claims incurred in plan year 2013. Specifically, KEHP had claims of approximately \$130 million incurred in plan year 2013 but paid in plan year 2014. The plan year 2014 balance now includes no ERPP funds and the plan year 2013 balance includes ERPP funds in the amount of \$95,847,539.30.

Kentucky Employees' Health Plan – Status Report
 4th Quarter, 2017
 Attachment B
 Page B-45

Plan Year Balances as of December 31, 2017												
216	217	301	302	310	311	500	501	TOTAL		TOTAL		
WAGE WORKS ADMIN	MDX MEDICAL ADMIN- COMPASS	PHARMACY CLAIMS-ESI	EXPRESS SCRIPTS ADMIN FEES	PHARMACY CLAIMS- CVS	CVS ADMIN	TRANSFERS TO OTHER PLAN YEAR(S)	OPERATING TRANSFER/EXP & ADJ	CASH TRANSACTIONS		CASH TRANSACTIONS		
0.00	0.00	(231,474,267.61)	(7,783,597.84)	0.00	0.00	(84,850,334.94)	(4,000,000.00)	(0.00)		(0.00)		
0.00	0.00	(256,402,961.76)	(8,874,050.30)	0.00	0.00	(30,082,833.67)	6,722,637.05	0.00		0.00		
0.00	0.00	(291,065,510.28)	(9,113,443.00)	0.00	0.00	6,587,304.83	(55,497,818.84)	(0.00)		(0.00)		
0.00	0.00	(308,526,140.46)	(9,956,325.10)	0.00	0.00	(12,772,960.57)	(4,011,296.35)	0.00		0.00		
0.00	0.00	(337,746,288.45)	(10,997,841.71)	0.00	0.00	(58,985,951.98)	(4,894,978.57)	0.00		0.00		
0.00	0.00	(334,497,882.78)	(9,759,869.41)	0.00	0.00	(51,211,598.08)	(9,312,373.39)	(0.00)		(0.00)		
0.00	0.00	(346,840,615.06)	(9,341,510.63)	0.00	0.00	0.00	(120,800,236.54)	176,801.35		176,801.35		
0.00	0.00	(346,232,784.41)	(9,200,536.34)	0.00	0.00	0.00	(4,415,925.49)	202,127.10		202,127.10		
0.00	0.00	(322,296,656.59)	(11,927,462.29)	0.00	0.00	0.00	(137,065,053.53)	1,160,215.86		1,160,215.86		
(4,428,390.49)	(944,432.44)	(91.70)	(82,924.69)	(323,360,806.99)	(5,986,724.50)	0.00	(50,246,704.41)	272,436,905.15		272,436,905.15		
(4,430,107.57)	(937,280.09)	0.00	0.00	(362,486,937.56)	(9,338,717.05)	0.00	(16,651,795.32)	250,400,107.49		250,400,107.49		
(4,041,384.60)	(847,265.95)	0.00	0.00	(391,628,512.59)	(7,738,440.06)	0.00	(10,299,793.02)	204,131,058.82		204,131,058.82		
(12,899,882.66)	(2,728,978.48)	(2,775,083,199.10)	(87,037,561.31)	(1,077,476,257.14)	(23,063,881.61)	(231,316,374.41)	(410,473,338.41)	728,507,215.77		728,507,215.77		

HRA Reserves Fund as of December 31, 2016 (74,356,361.00)
 FSA Reserves Fund as of December 31, 2016 (758,965.00)
 * Ending Balance Net of HRA/FSA Reserves 653,391,889.77

Kentucky Employees' Health Plan – Status Report
4th Quarter, 2017
Attachment C
Page C-1



This page has intentionally been left blank as a placeholder for the Incurred but Not Reported (IBNR) report.

Anthem clinical update Integrated Health Model (IHM)



Kentucky Employees' Health Plan (KEHP) Report for: January 1, 2017 – December 31, 2017

This report provides an overview of the KEHP's key demographic data elements, IHM participant engagement, Utilization Management, and MyHealth Advantage activity during the reporting period.

Demographics	Current
Average number of members	263,909
Average population age	37

Clinical programs	Total Identified	Engaged	% Engaged
IHM	69,909	11,228	16.2%*
Behavioral Health	1,165	374	32.1%
Future Moms	357	159	44.5%

* Members identified for outreach/engaged.

	During period
Why Weight KY	296

	Referrals	Participation
Diabetes Prevention Program (DPP)	345	356

Utilization Management	Authorization requests	Approval rate
Inpatient	12,205	93.62%
Outpatient	77,002	90.38%
Total	89,207	90.82%

MyHealth Advantage	Total eligible	Notes generated	Total alerts	Gaps in care alerts	Preventive alerts
Total	263,869	71,334	301,675	236,735	64,940

- o *Anthem Blue Cross and Blue Shield (Anthem) works with the KEHP to integrate health by innovation.* This holistic model offers care which focuses on improving health and promoting physical, emotional, mental and financial well-being of the KEHP membership.
- o *Behavioral Health Clinical Care Management programs:* Provide outreach, support and guidance for members with complex behavioral health conditions. The Behavioral team may also collaborate with Personal Health Consultants to ensure continuity of medical and mental health needs.
- o *Diabetes Prevention Program (DPP):* DPP is a lifestyle change program available to members and their dependents identified with pre-diabetes or with a high risk of developing diabetes.
- o *Future Moms:* Program which helps expectant women to maintain healthy pregnancies by offering early-risk assessment, providing obstetrical nursing support, and following the pregnancy from the first trimester through delivery.
- o *IHM:* Better health, better outcomes promoted by identifying, engaging members and creating cases with Registered Nurses, referred to as Personal Health Consultants. Through innovative, smart triggers, the program finds members at risk for serious and costly medical conditions and directs them to specialized programs.
- o *MyHealth Advantage:* An early risk management program that is designed to help improve members' compliance with evidence-based care recommendations. The program provides personalized information via MyHealth Note which empowers members to take greater control of their health and health care decision-making.
- o *Utilization Management:* Preauthorization is required for nonemergency hospital admissions, inpatient services and select outpatient services. This chart shows the requested authorizations and percentage approved.
- o *Why Weight KY:* The weight management program is designed to help members improve their health and achieve safe weight loss goals through support and guidance of a Personal Health Consultant.

KEHP Wellness Services Report
 2017
 Prepared by: Jala Miller

KEHP Service	1 st quarter ending totals	2 nd quarter ending totals	3 rd quarter ending totals	4 th quarter ending totals
Go365 HA	60,317	103,852	110,696	112,966
Blue Level	120,629	48,193	39,355	41,205
Bronze Level	113,971	171,678	168,606	163,126
Silver Level	21,121	25,866	27,786	29,115
Gold Level	5,440	8,653	9,972	10,730
Platinum Level	1,952	7,871	13,605	19,448
Health Coaching New Members	331	127		
Health Coaching Active	405	386		
Biometric Screenings	29,178	45,585	47,064	48,822



Kentucky Employees' Health Plan – Status Report
 4th Quarter, 2017
 Attachment F
 Page F-1

Anthem Operational Performance Guarantees

KEHP

Contract Period: 1/1/2017 - 12/31/2017

	Quarterly Contract Results															
	Jan	Feb	Mar	Apr	May	Jun	Jul	Aug	Sep	Oct	Nov	Dec	YTD			
Claim Adjustment Inventory 30 Days																
Performance	1.85%	0.19%	1.08%	0.79%	1.67%	2.54%	2.39%	0.60%	0.85%	0.16%	0.25%	0.37%	0.78%	1.09%	0.23%	0.81%
Goal Var.	-3.15%	-4.81%	-3.92%	-4.21%	-3.33%	-2.46%	-2.61%	-4.40%	-4.15%	-4.84%	-4.75%	-4.63%	-4.22%	-3.39%	-4.77%	-4.19%
PG Status													Met	Met	Met	Met
Claim Timeliness 14 Days																
Performance	98.15%	99.48%	99.57%	99.30%	99.40%	99.36%	99.12%	99.58%	99.42%	97.97%	97.24%	95.20%	99.13%	99.35%	99.38%	96.68%
Goal Var.	8.15%	9.48%	9.57%	9.30%	9.40%	9.36%	9.12%	9.58%	9.42%	7.97%	7.24%	5.20%	9.13%	9.35%	9.38%	6.68%
PG Status										Met	Met	Met	Met	Met	Met	Met
Claim Timeliness 30 Days																
Performance	99.91%	99.96%	99.94%	99.93%	99.95%	99.92%	99.79%	99.92%	99.87%	99.89%	99.89%	99.86%	99.94%	99.93%	99.86%	99.90%
Goal Var.	1.91%	1.96%	1.94%	1.93%	1.95%	1.92%	1.79%	1.92%	1.87%	1.89%	1.89%	1.86%	1.94%	1.93%	1.86%	1.88%
PG Status										Met	Met	Met	Met	Met	Met	Met
Claim Financial Accuracy																
Performance	98.82%	99.20%	99.93%	99.96%	99.14%	100.00%	99.99%	100.00%	100.00%	100.00%	100.00%	99.54%	99.31%	99.73%	99.99%	99.86%
Goal Var.	-0.18%	0.20%	0.93%	0.96%	0.14%	1.00%	0.99%	1.00%	1.00%	1.00%	1.00%	0.54%	0.31%	0.73%	0.99%	0.86%
PG Status	Missed											Met	Met	Met	Met	Met
Claim Payment Accuracy																
Performance	99.93%	91.45%	98.25%	95.57%	99.78%	97.90%	99.93%	99.52%	100.00%	100.00%	100.00%	99.98%	96.46%	97.74%	99.84%	99.99%
Goal Var.	2.93%	-5.55%	1.25%	-1.43%	2.76%	0.90%	2.93%	2.52%	3.00%	3.00%	3.00%	2.98%	-0.54%	0.74%	2.84%	2.99%
PG Status		Missed		Missed									Missed	Met	Met	Met
First Call Resolution																
Performance	92.36%	91.98%	91.27%	90.21%	91.23%	92.02%	91.69%	90.04%	90.01%	94.16%	91.66%	90.84%	91.90%	91.21%	90.62%	92.44%
Goal Var.	7.36%	6.98%	6.27%	5.21%	6.23%	7.02%	6.69%	5.04%	5.01%	9.16%	6.66%	5.84%	6.90%	6.21%	5.62%	7.44%
PG Status													Met	Met	Met	Met

Kentucky Employees' Health Plan – Status Report
4th Quarter, 2017
Attachment F
 Page F-2

	Quarterly Contract Results																	
	Jan	Feb	Mar	Apr	May	Jun	Jul	Aug	Sep	Oct	Nov	Dec	YTD					
ASA																		
Performance	32.07	26.00	29.91	19.55	20.62	31.12	13.75	8.99	9.13	35.05	19.23	38.04	29.55	24.12	10.74	31.68	24.39	
Goal Var.	2.07	-4.00	-0.09	-10.45	-9.38	1.12	-16.25	-21.01	-20.87	5.05	-10.77	8.64	-0.45	-5.88	-19.26	1.68	-5.61	
PG Status	Missed					Missed				Missed		Missed	Met	Met	Met	Missed	Met	
																		Goal: 30.00
Call Abandonment Rate																		
Performance	2.05%	1.40%	2.11%	1.34%	0.90%	1.34%	0.54%	0.40%	0.39%	2.18%	1.29%	2.14%	1.88%	1.19%	0.45%	1.92%	1.39%	
Goal Var.	0.05%	-0.60%	0.11%	-0.66%	-1.10%	-0.66%	-1.46%	-1.60%	-1.61%	0.18%	-0.71%	0.14%	-0.12%	-0.81%	-1.55%	-0.06%	-0.61%	
PG Status	Missed		Missed							Missed		Missed	Met	Met	Met	Met	Met	
																		Goal: 2.00%
ID Card Issuance 10 Days																		
Performance	100.00%	100.00%	100.00%	100.00%	100.00%	100.00%	100.00%	100.00%	100.00%	100.00%	100.00%	100.00%	100.00%	100.00%	100.00%	100.00%	100.00%	
Goal Var.	1.00%	1.00%	1.00%	1.00%	1.00%	1.00%	1.00%	1.00%	1.00%	1.00%	1.00%	1.00%	1.00%	1.00%	1.00%	1.00%	1.00%	
PG Status													Met	Met	Met	Met	Met	
																		Goal: 99.00%
Eligibility Updates 5 Days																		
Performance	100.00%	100.00%	100.00%	100.00%	100.00%	100.00%	100.00%	100.00%	100.00%	100.00%	100.00%	100.00%	100.00%	100.00%	100.00%	100.00%	100.00%	
Goal Var.	0.00%	0.00%	0.00%	0.00%	0.00%	0.00%	0.00%	0.00%	0.00%	0.00%	0.00%	0.00%	0.00%	0.00%	0.00%	0.00%	0.00%	
PG Status													Met	Met	Met	Met	Met	
																		Goal: 100.00%


Commonwealth of Kentucky

2017 Results

Performance Guarantee (PG)

Member Research

September 2017



Commonwealth of Kentucky

BACKGROUND, OBJECTIVES & METHODOLOGY

Background. CVS is contractually required to conduct an annual plan sponsor-specific survey among employees of Commonwealth of Kentucky to meet a performance guarantee (PG). The PG is based on the result of one overall question.

Objectives. The objectives of this research are as follows:

- Measure overall satisfaction with CVS Caremark services among Commonwealth of Kentucky employees for a PG.
- Measure usage and satisfaction with member experiences using CVS Caremark services, including:
 - Mail Service Pharmacy
 - Retail Pharmacy
 - Customer Care Representatives
 - Caremark.com
 - Automated Phone System
- Measure satisfaction with the Drug Benefit Plan.
- Compare 2017 results to 2016 results.

Methodology

Completes	Sample dates	Survey method	Survey type	Fielding dates
 225	 4/8 – 7/16	 Phone	 Custom	 8/21 – 9/5

Commonwealth of Kentucky

STATISTICAL REFERENCES & FOOTNOTES

All statistical testing is performed at the 95% confidence level.

↑↓ Indicates that the 2017 result is significantly higher or lower than the 2016 result.

 Indicates that the measure is a key driver of overall satisfaction from the 2016 CVS BoB study.

RESULT Overall satisfaction. Percent of satisfied or better on a 5 point scale.

^ Indicates a base size < 20. Interpret with caution.

Percentages lower than 5% are not labeled in charts or graphs where space does not permit.

Totals reported in charts or graphs may not be equal to the sum of the individual components due to the rounding of all figures to whole numbers.

Commonwealth of Kentucky

PERFORMANCE GUARANTEE (PG) REPORT CARD





Completes  225	Sample dates  4/8 – 7/16	Survey method  Phone	Survey type  Custom	Fielding dates  8/21 – 9/5
---	--	--	---	--

OVERALL EVALUATION

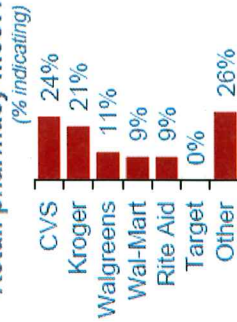
RESULT	TARGET	RESULT VS. TARGET
96%	93%	+3%

Overall Satisfaction With Prescription Benefit Services

SATISFACTION WITH CVS CAREMARK SERVICES

RESULT	RESULT	RESULT VS. TARGET
 Mail Service Pharmacy Usage: 25%	Overall satisfaction 96%	 Drug Benefit Plan
Convenience of ordering 98%	Customer Care Representatives Usage: 21%	Overall satisfaction 95%
Receiving by scheduled date 91%	Overall satisfaction 100%	Medications covered 96%
	Effectively responding 96%	Out-of-pocket costs 91%
	Ability to understand request 98%	
 Caremark.com Usage: 12%	Overall satisfaction 100%	
Courtesy and professionalism 98%	Order tracking 100%	
Time to receive medications 96%	Features 100%	
	 Automated Phone System Usage: 24%	
	Overall satisfaction 96%	
	Handling without transferring 94%	

Retail pharmacy most recently used



RESULT Overall satisfaction: Percent of satisfied or better on a 5 point scale.


Commonwealth of Kentucky

Completes 225
Sample dates 4/8 – 7/16
Survey method Phone
Survey type Custom
Fielding dates 8/21 – 9/5

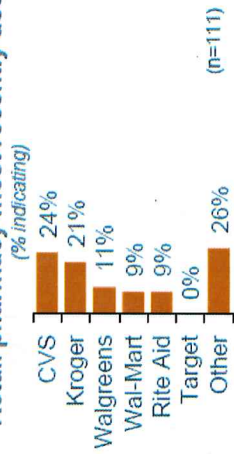
2017 VS. 2016 RESULTS

USAGE

■ Yes ■ No



Retail pharmacy most recently used



↑ ↓ Indicates that the 2017 result is significantly higher or lower than the 2016 result.
 © 2017 CVS Health and/or one of its affiliates. Confidential & Proprietary

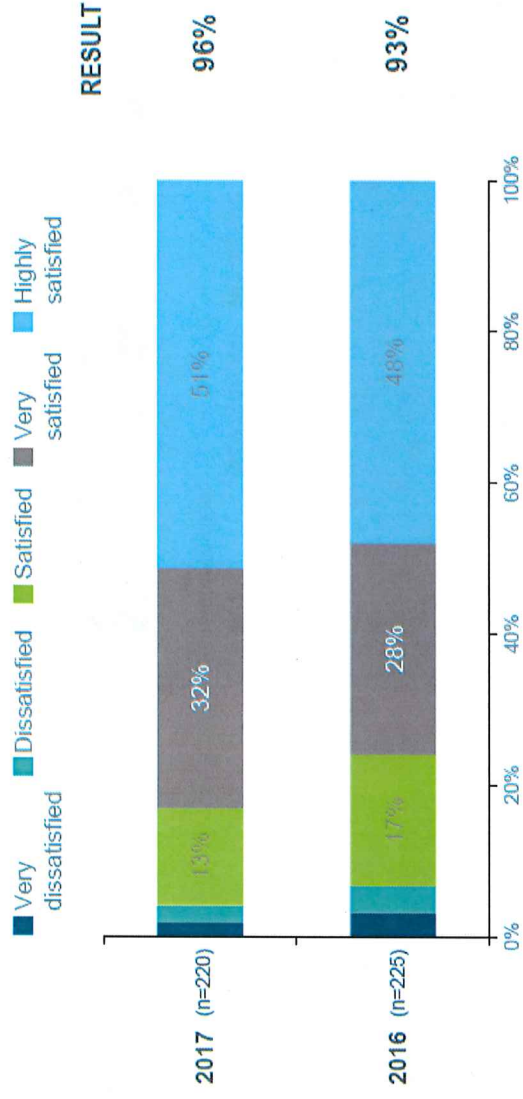
Commonwealth of Kentucky

2017 VS. 2016 RESULTS

Overall Evaluation

 Completes 225	 Sample dates 4/8 – 7/16	 Survey method Phone	 Survey type Custom	 Fielding dates 8/21 – 9/5
----------------------	--------------------------------	----------------------------	---------------------------	----------------------------------

Overall Satisfaction With Prescription Benefit Services



Indicates that the measure is a key driver of overall satisfaction from the 2016 CVS BoB study.
 Indicates that the 2017 result is significantly higher or lower than the 2016 result.
 © 2017 CVS Health and/or one of its affiliates: Confidential & Proprietary



Commonwealth of Kentucky

Completes 225
Sample dates 4/8 – 7/16
Survey method Phone
Survey type Custom
Fielding dates 8/21 – 9/5

2017 VS. 2016 RESULTS



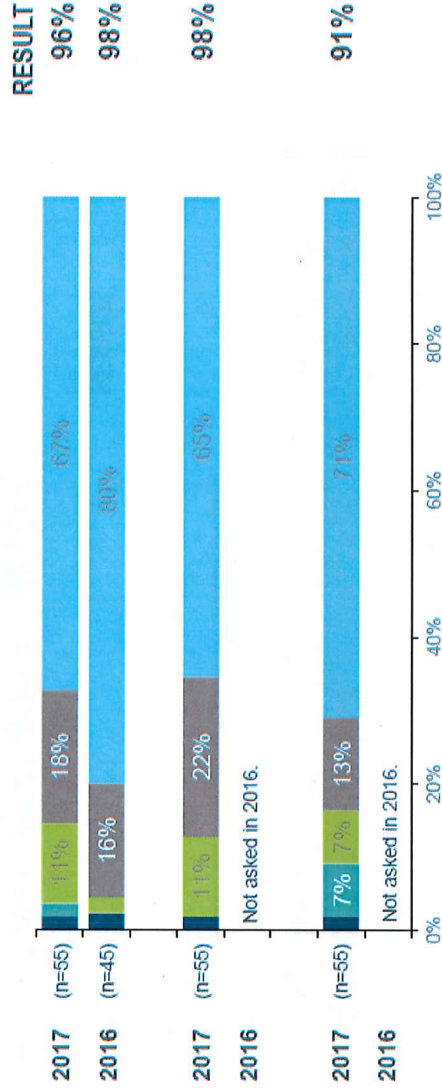
Mail Service Pharmacy

Received a prescription (% yes)

2017	2016
25%	21%

Satisfaction With Mail Service Pharmacy Experience

■ Very dissatisfied
■ Dissatisfied
■ Satisfied
■ Very satisfied
■ Highly satisfied



Indicates that the measure is a key driver of overall satisfaction from the 2016 CVS BoB study.

Indicates that the 2017 result is significantly higher or lower than the 2016 result.

© 2017 CVS Health and/or one of its affiliates. Confidential & Proprietary

Commonwealth of Kentucky

2017 VS. 2016 RESULTS



Retail Pharmacy

Completes 225
Sample dates 4/8 – 7/16
Survey method Phone
Survey type Custom
Fielding dates 8/21 – 9/5

Used benefits at a retail pharmacy (% yes)

2017	2016
51%	59%

Overall satisfaction



Courtesy and professionalism



Time to receive medications



Indicates that the measure is a key driver of overall satisfaction from the 2016 CVS BoB study.

Indicates that the 2017 result is significantly higher or lower than the 2016 result.

© 2017 CVS Health and/or one of its affiliates. Confidential & Proprietary

RESULT Overall satisfaction. Percent of satisfied or better on a 5 point scale.

Commonwealth of Kentucky

2017 VS. 2016 RESULTS



Customer Care Representatives

Completes 225
Sample dates 4/8 – 7/16
Survey method Phone
Survey type Custom
Fielding dates 8/21 – 9/5

Called Customer Care and spoke to a rep (% yes)

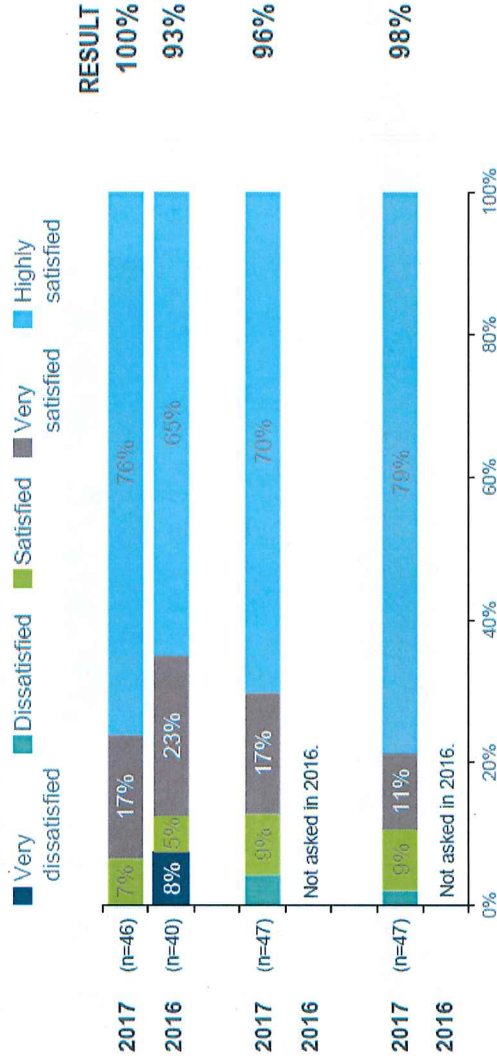
2017	2016
21%	18%

Overall satisfaction

Effectively responding

Ability to understand request

Satisfaction With Customer Care Representative Experience



Indicates that the measure is a key driver of overall satisfaction from the 2016 CVS BoB study.

Indicates that the 2017 result is significantly higher or lower than the 2016 result.

© 2017 CVS Health and/or one of its affiliates. Confidential & Proprietary

RESULT Overall satisfaction. Percent of satisfied or better on a 5 point scale.

Commonwealth of Kentucky

2017 VS. 2016 RESULTS



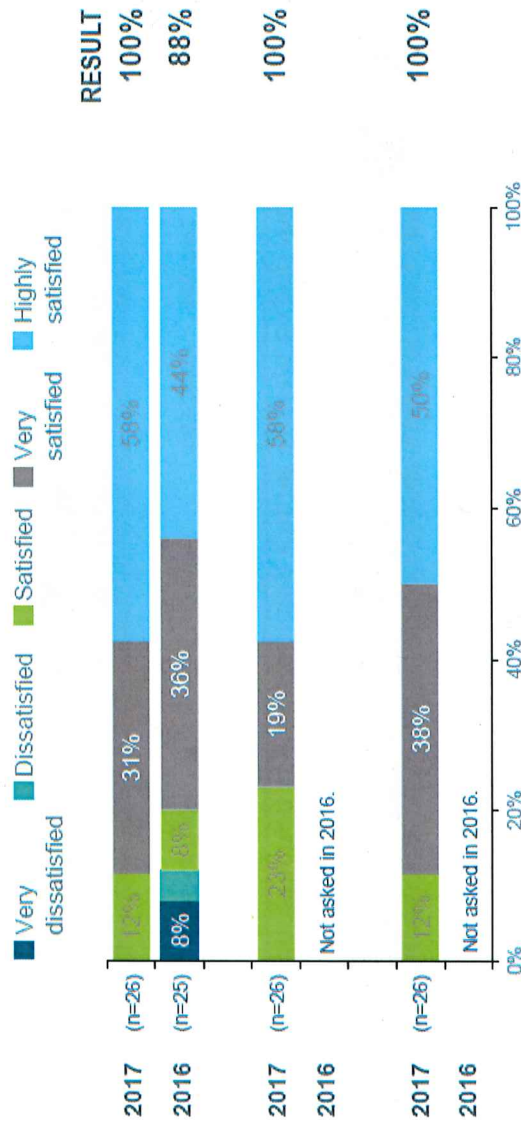
Caremark.com

Completes 225
Sample dates 4/8 – 7/16
Survey method Phone
Survey type Custom
Fielding dates 8/21 – 9/5

Visited Caremark.com (% yes)

2017	2016
12%	12%

Satisfaction With Caremark.com Experience



↑ ↓ Indicates that the 2017 result is significantly higher or lower than the 2016 result.
 © 2017 CVS Health and/or one of its affiliates. Confidential & Proprietary

Commonwealth of Kentucky

Completes 225
Sample dates 4/8 – 7/16
Survey method Phone
Survey type Custom
Fielding dates 8/21 – 9/5

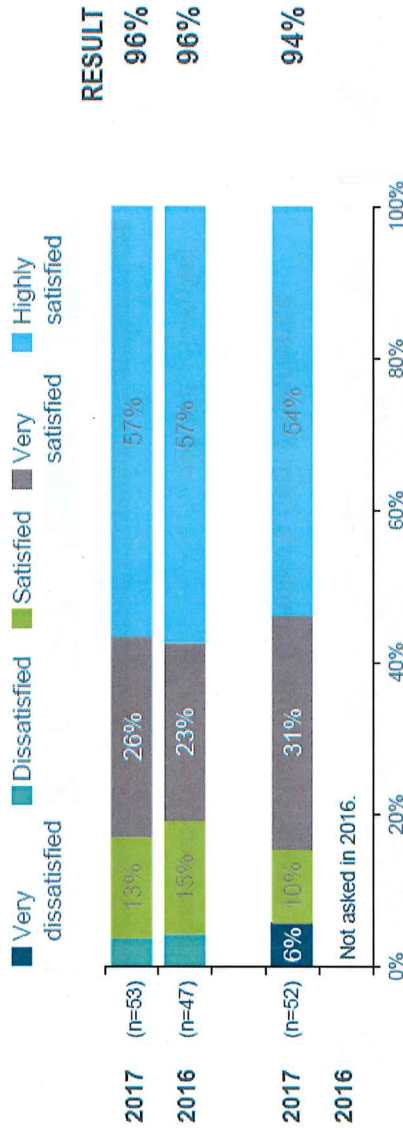
2017 VS. 2016 RESULTS

Automated Phone System

Used the Automated Phone System (% yes)

2017	2016
24%	22%

Satisfaction With Automated Phone System Experience



↑↓ Indicates that the 2017 result is significantly higher or lower than the 2016 result.
 © 2017 CVS Health and/or one of its affiliates. Confidential & Proprietary

Commonwealth of Kentucky

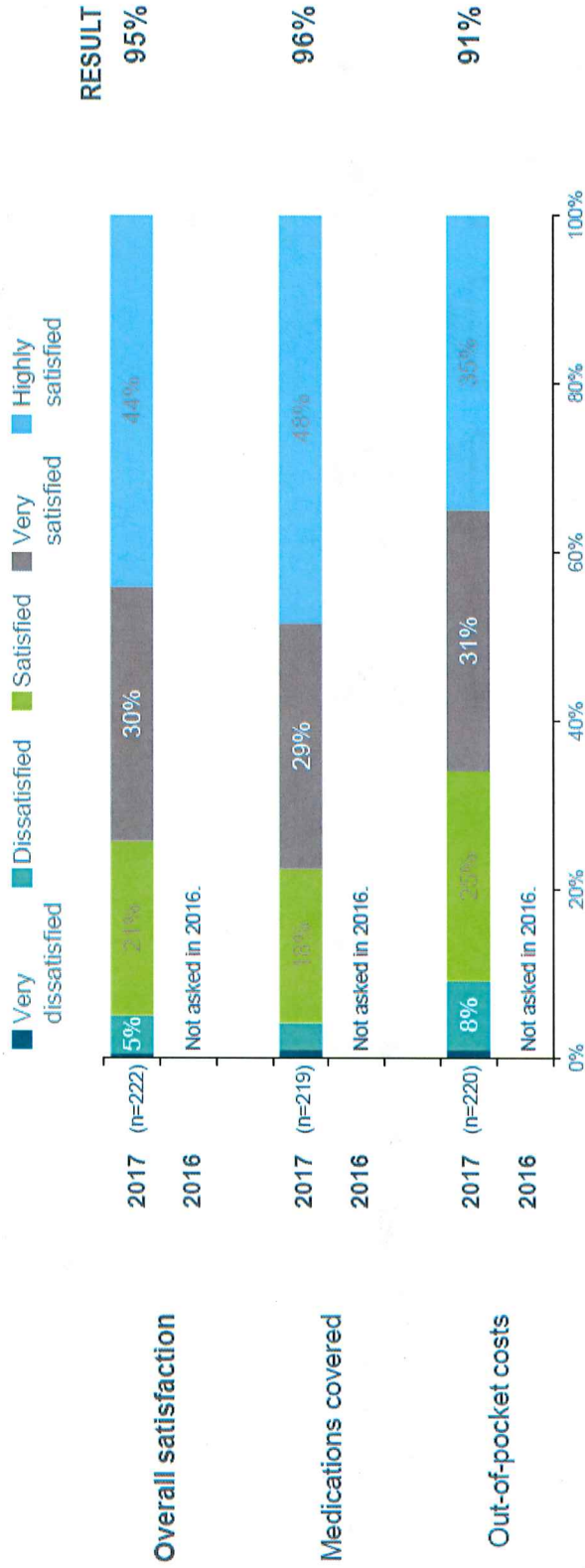
2017 VS. 2016 RESULTS



Drug Benefit Plan

Completes 225	Sample dates 4/8 – 7/16	Survey method Phone	Survey type Custom	Fielding dates 8/21 – 9/5
------------------	----------------------------	------------------------	-----------------------	------------------------------

Satisfaction With Drug Benefit Plan



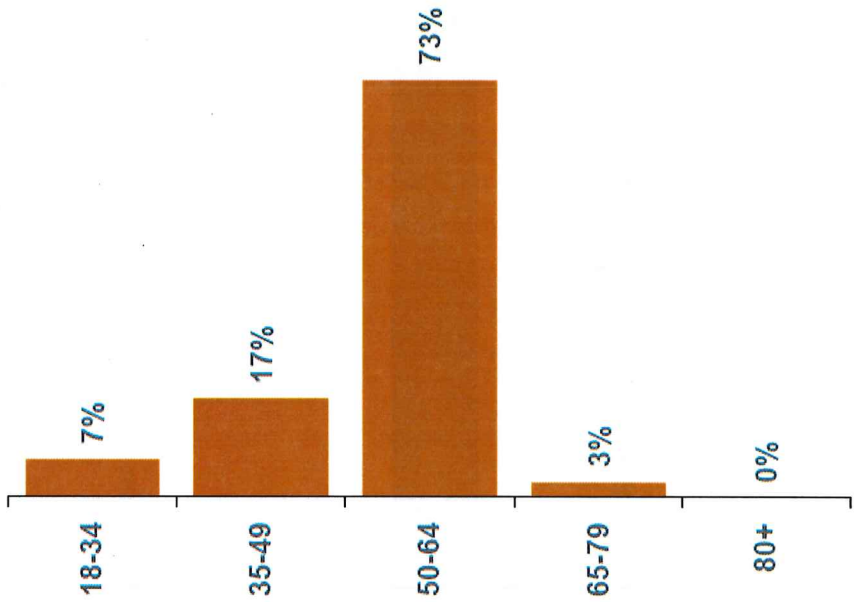
RESULT Overall satisfaction. Percent of satisfied or better on a 5 point scale.

Commonwealth of Kentucky

Completes 225
Sample dates 4/8 – 7/16
Survey method Phone
Survey type Custom
Fielding dates 8/21 – 9/5

DEMOGRAPHICS

AGE GENDER



■ Female ■ Male



Kentucky Employees' Health Plan – Status Report
4th Quarter, 2017
Attachment G
Page G-14

Commonwealth of Kentucky – OPEN ENDED COMMENTS

CLIENT	SATISFACTION	AGE	GENDER	ADDITIONAL COMMENTS
Commonwealth of Kentucky	Highly Satisfied	52	M	No comments.
Commonwealth of Kentucky	Highly Satisfied	41	F	I was very happy.
Commonwealth of Kentucky	Highly Satisfied	58	F	I have been satisfied with it all. I like it. I just like the rates they have on my prescriptions and I am retired now, so it has really worked out well for me. Of course, we would all like our rates to be a little lower, but I am satisfied with the way mine is.
Commonwealth of Kentucky	Highly Satisfied	48	F	No comments at this time.
Commonwealth of Kentucky	Highly Satisfied	61	M	No ma'am.
Commonwealth of Kentucky	Highly Satisfied	64	F	None.
Commonwealth of Kentucky	Highly Satisfied	63	F	I don't have any.
Commonwealth of Kentucky	Highly Satisfied	61	M	None.
Commonwealth of Kentucky	Highly Satisfied	45	M	No comment.
Commonwealth of Kentucky	Highly Satisfied	68	F	I do not have any. I am sure that it would be fine. I have heard that it is fine. If I did not use my local pharmacy, I would use CVS all the time.
Commonwealth of Kentucky	Highly Satisfied	63	F	I've been satisfied with the whole program.
Commonwealth of Kentucky	Highly Satisfied	57	F	I never had any problems with them.
Commonwealth of Kentucky	Highly Satisfied	50	F	No, I have none. I am very satisfied with the plan.
Commonwealth of Kentucky	Highly Satisfied	59	F	I do not have anything.
Commonwealth of Kentucky	Highly Satisfied	58	F	I really do not. I am not really using it to its full capacity. I just continue to use it as a prescription drug card.
Commonwealth of Kentucky	Highly Satisfied	64	M	None.
Commonwealth of Kentucky	Highly Satisfied	55	M	I am satisfied. I do not have anything negative to say. I wish they had come along sooner. How about that?
Commonwealth of Kentucky	Highly Satisfied	24	F	None.
Commonwealth of Kentucky	Highly Satisfied	56	F	I do not have any at this time.
Commonwealth of Kentucky	Highly Satisfied	51	F	I do not have any, Honey.

Kentucky Employees' Health Plan – Status Report
4th Quarter, 2017
Attachment G
 Page G-15

Commonwealth of Kentucky – OPEN ENDED COMMENTS

CLIENT	SATISFACTION	AGE	GENDER	ADDITIONAL COMMENTS
Commonwealth of Kentucky	Highly Satisfied	62	F	You've gone out of your way to get my treatment and gets prescriptions on time. It's very good.
Commonwealth of Kentucky	Highly Satisfied	59	M	None at this time.
Commonwealth of Kentucky	Highly Satisfied	63	F	I don't have any problems. It works for me.
Commonwealth of Kentucky	Highly Satisfied	53	F	It has been good. That is all.
Commonwealth of Kentucky	Highly Satisfied	59	F	I do not have any.
Commonwealth of Kentucky	Highly Satisfied	61	M	I have not used it in six months, but when I did, it was fine.
Commonwealth of Kentucky	Highly Satisfied	41	M	More information on finding information on the benefits of the plan, so I do not miss out on any services. Maybe a better bullet list for us to choose from. The grids when signing up for coverage can be a little confusing.
Commonwealth of Kentucky	Highly Satisfied	54	F	I love it! I really like it. I do not have any problems whatsoever.
Commonwealth of Kentucky	Highly Satisfied	56	F	None.
Commonwealth of Kentucky	Highly Satisfied	63	F	I know that next year I am going to have to get them through mail in because that is my only choice. but now I just get them at the pharmacy and that is fine with me.
Commonwealth of Kentucky	Highly Satisfied	63	F	I do not have anything.
Commonwealth of Kentucky	Highly Satisfied	49	F	I am completely satisfied and I give them a 5. However, I need to get a prescription that will cover me.
Commonwealth of Kentucky	Highly Satisfied	60	F	I just like that I can get it filled where I want to.
Commonwealth of Kentucky	Highly Satisfied	60	F	I'm satisfied with it.
Commonwealth of Kentucky	Highly Satisfied	63	M	I do not have any comments.
Commonwealth of Kentucky	Highly Satisfied	34	F	None.
Commonwealth of Kentucky	Highly Satisfied	59	F	I can't think of any.
Commonwealth of Kentucky	Highly Satisfied	63	F	I think that it is extremely convenient. I'm a little bit dissatisfied because two of my medications are not covered by CVS Caremark. Overall, they do a good job.
Commonwealth of Kentucky	Highly Satisfied	49	F	No comment.

Kentucky Employees' Health Plan – Status Report
4th Quarter, 2017
Attachment G
Page G-16

Commonwealth of Kentucky – OPEN ENDED COMMENTS

CLIENT	SATISFACTION	AGE	GENDER	ADDITIONAL COMMENTS
Commonwealth of Kentucky	Highly Satisfied	52	F	I don't have any. It's been wonderful. I've had no problems.
Commonwealth of Kentucky	Highly Satisfied	59	F	I do not have any comments.
Commonwealth of Kentucky	Highly Satisfied	32	F	I am satisfied with everything.
Commonwealth of Kentucky	Highly Satisfied	47	F	I am satisfied with everything. I do not have anything additional on that.
Commonwealth of Kentucky	Highly Satisfied	42	F	I do not have any.
Commonwealth of Kentucky	Highly Satisfied	53	F	None.
Commonwealth of Kentucky	Highly Satisfied	64	F	I'm very satisfied with my care.
Commonwealth of Kentucky	Highly Satisfied	57	F	No, I don't have any.
Commonwealth of Kentucky	Highly Satisfied	50	F	CVS covers all the medications needed for my family.
Commonwealth of Kentucky	Highly Satisfied	60	M	I do not have any problems. When I call in prescriptions, they are ready when I get there.
Commonwealth of Kentucky	Highly Satisfied	65	F	I just love it, it is great.
Commonwealth of Kentucky	Highly Satisfied	48	F	I do not have any.
Commonwealth of Kentucky	Highly Satisfied	30	F	I do not have any.
Commonwealth of Kentucky	Highly Satisfied	63	M	No comments.
Commonwealth of Kentucky	Highly Satisfied	64	F	The CVS pharmacy in Ashland, Kentucky has a long wait to pick up prescriptions.
Commonwealth of Kentucky	Highly Satisfied	58	F	Our local CVS does a wonderful job and we appreciate them very much.
Commonwealth of Kentucky	Highly Satisfied	63	F	I don't have any.
Commonwealth of Kentucky	Highly Satisfied	57	F	None at this time.
Commonwealth of Kentucky	Highly Satisfied	63	F	I do not have anymore.
Commonwealth of Kentucky	Highly Satisfied	64	F	I do not have any.
Commonwealth of Kentucky	Highly Satisfied	37	M	If they can provide Narcan to heroin addicts for free, they should provide insulin for a cheaper rate for people that need to live daily that aren't druggies.

Kentucky Employees' Health Plan – Status Report
4th Quarter, 2017
Attachment G
 Page G-17

Commonwealth of Kentucky – OPEN ENDED COMMENTS

CLIENT	SATISFACTION	AGE	GENDER	ADDITIONAL COMMENTS
Commonwealth of Kentucky	Highly Satisfied	60	M	I am satisfied with the insurance and the pharmacist. I would rate it as a five.
Commonwealth of Kentucky	Highly Satisfied	52	F	None.
Commonwealth of Kentucky	Highly Satisfied	63	F	I do not have any.
Commonwealth of Kentucky	Highly Satisfied	58	F	None.
Commonwealth of Kentucky	Highly Satisfied	62	F	I did not even know that is what I had.
Commonwealth of Kentucky	Highly Satisfied	51	F	Well, I just get one prescription through them but I am very satisfied with what I do get.
Commonwealth of Kentucky	Highly Satisfied	55	F	If you want to drive the extra mile, it is good.
Commonwealth of Kentucky	Highly Satisfied	51	M	I will not use CVS here anymore.
Commonwealth of Kentucky	Highly Satisfied	54	F	No, I am good. It is all good.
Commonwealth of Kentucky	Highly Satisfied	56	F	No comment.
Commonwealth of Kentucky	Highly Satisfied	33	M	I do not have any.
Commonwealth of Kentucky	Highly Satisfied	58	F	I do not have any right now.
Commonwealth of Kentucky	Highly Satisfied	62	M	I do not have any.
Commonwealth of Kentucky	Highly Satisfied	58	F	I'm completely satisfied with them.
Commonwealth of Kentucky	Highly Satisfied	62	F	I take a specialty medicine and I am very impressed with the benefits due to the quickness of getting my heart medicines to me. I never run out because they always send me more before I run out.
Commonwealth of Kentucky	Highly Satisfied	59	M	They are good people. They listen to me. They're better than some of them other joints. We will not say any names because I am probably being taped.
Commonwealth of Kentucky	Highly Satisfied	21	M	I'm good.
Commonwealth of Kentucky	Highly Satisfied	29	M	None.
Commonwealth of Kentucky	Highly Satisfied	59	F	I do not have any.
Commonwealth of Kentucky	Highly Satisfied	57	M	None.

Kentucky Employees' Health Plan – Status Report
4th Quarter, 2017
Attachment G
 Page G-18

Commonwealth of Kentucky – OPEN ENDED COMMENTS

CLIENT	SATISFACTION	AGE	GENDER	ADDITIONAL COMMENTS
Commonwealth of Kentucky	Highly Satisfied	50	F	None.
Commonwealth of Kentucky	Highly Satisfied	62	F	I do not. They have always been good. That is why I am still there.
Commonwealth of Kentucky	Highly Satisfied	63	F	Nothing, I do not have any other. I do not have any other comments.
Commonwealth of Kentucky	Highly Satisfied	54	F	So far, so good.
Commonwealth of Kentucky	Highly Satisfied	44	F	None.
Commonwealth of Kentucky	Highly Satisfied	64	M	I have been taking it for years. This past program changed and I had to wait three months for a medication that I normally get on time.
Commonwealth of Kentucky	Highly Satisfied	38	M	I think it is a great plan. The website is a little confusing, but overall I am very well satisfied with the plan.
Commonwealth of Kentucky	Highly Satisfied	53	F	I have not had any problems at all.
Commonwealth of Kentucky	Highly Satisfied	46	F	I do not have any.
Commonwealth of Kentucky	Highly Satisfied	41	M	I have none.
Commonwealth of Kentucky	Highly Satisfied	24	F	I do not have any.
Commonwealth of Kentucky	Highly Satisfied	58	M	I do not have any. Everything is great.
Commonwealth of Kentucky	Highly Satisfied	68	M	None.
Commonwealth of Kentucky	Highly Satisfied	49	F	I do not really have any.
Commonwealth of Kentucky	Highly Satisfied	62	M	CVS been very good to me.
Commonwealth of Kentucky	Highly Satisfied	63	F	I can't think of any.
Commonwealth of Kentucky	Highly Satisfied	59	F	I do not have any.
Commonwealth of Kentucky	Highly Satisfied	25	F	I do not have any other.
Commonwealth of Kentucky	Highly Satisfied	59	F	I have none.
Commonwealth of Kentucky	Highly Satisfied	57	M	Everything is okay.
Commonwealth of Kentucky	Highly Satisfied	55	F	We have not had of any issues with them and they do a good job.
Commonwealth of Kentucky	Highly Satisfied	60	M	I do not have any.
Commonwealth of Kentucky	Highly Satisfied	63	F	I don't have any.

Kentucky Employees' Health Plan – Status Report
4th Quarter, 2017
Attachment G
Page G-19

Commonwealth of Kentucky – OPEN ENDED COMMENTS

CLIENT	SATISFACTION	AGE	GENDER	ADDITIONAL COMMENTS
Commonwealth of Kentucky	Highly Satisfied	31	M	I cannot think of anything.
Commonwealth of Kentucky	Highly Satisfied	52	M	I've been satisfied. So far, everything is good.
Commonwealth of Kentucky	Highly Satisfied	59	F	No comments.
Commonwealth of Kentucky	Highly Satisfied	63	F	I cannot give you anymore comments because I am not that familiar with it really.
Commonwealth of Kentucky	Highly Satisfied	61	M	N/A
Commonwealth of Kentucky	Highly Satisfied	63	M	N/A
Commonwealth of Kentucky	Highly Satisfied	63	M	I do not have any.
Commonwealth of Kentucky	Highly Satisfied	57	M	No, no comment.
Commonwealth of Kentucky	Highly Satisfied	63	M	No comments.
Commonwealth of Kentucky	Highly Satisfied	59	F	I do not have any.
Commonwealth of Kentucky	Very Satisfied	78	M	Because my medications are limited, I have very limited coverage. I only get three regular prescriptions a month. There is not much I can do with that.
Commonwealth of Kentucky	Very Satisfied	58	M	I have no comments right now.
Commonwealth of Kentucky	Very Satisfied	56	F	I think it is a very good place. I like getting medicine there. People are very nice.
Commonwealth of Kentucky	Very Satisfied	60	F	I have no issues with Caremark, except I do not want to wait on the mail for the medication I need, so I use a local pharmacy instead.
Commonwealth of Kentucky	Very Satisfied	64	F	No comments.
Commonwealth of Kentucky	Very Satisfied	61	F	No, I am pretty satisfied with CVS pharmacy.
Commonwealth of Kentucky	Very Satisfied	61	M	I do not have any.
Commonwealth of Kentucky	Very Satisfied	49	F	I just wish the copays were a little bit less, especially on diabetic medicine and insulin and stuff like that.
Commonwealth of Kentucky	Very Satisfied	39	M	None.
Commonwealth of Kentucky	Very Satisfied	60	F	I do not have any.

Kentucky Employees' Health Plan – Status Report
4th Quarter, 2017
Attachment G
Page G-20

Commonwealth of Kentucky – OPEN ENDED COMMENTS

CLIENT	SATISFACTION	AGE	GENDER	ADDITIONAL COMMENTS
Commonwealth of Kentucky	Very Satisfied	50	F	I do not have any.
Commonwealth of Kentucky	Very Satisfied	64	M	I do not have any.
Commonwealth of Kentucky	Very Satisfied	36	F	No comments.
Commonwealth of Kentucky	Very Satisfied	46	M	I am good. Thank you.
Commonwealth of Kentucky	Very Satisfied	59	F	I'd rather do the mail order than go to the pharmacy.
Commonwealth of Kentucky	Very Satisfied	62	F	I prefer to use my local pharmacy. I do not know exactly when my medications arrive. One of them has to be refrigerated, so I am really concerned about when they arrive.
Commonwealth of Kentucky	Very Satisfied	60	F	No.
Commonwealth of Kentucky	Very Satisfied	44	M	No comment.
Commonwealth of Kentucky	Very Satisfied	71	F	Generally satisfied.
Commonwealth of Kentucky	Very Satisfied	41	F	None.
Commonwealth of Kentucky	Very Satisfied	42	F	I do not think there are any.
Commonwealth of Kentucky	Very Satisfied	55	F	I do not think I have any. Thank you.
Commonwealth of Kentucky	Very Satisfied	59	F	No, nothing at all.
Commonwealth of Kentucky	Very Satisfied	29	F	I do not have any.
Commonwealth of Kentucky	Very Satisfied	57	F	None.
Commonwealth of Kentucky	Very Satisfied	63	F	None.
Commonwealth of Kentucky	Very Satisfied	41	F	The changes to the diabetic health plan required changes to the type of insulin my husband was required to get. It put my husband's kidneys at greater risk.
Commonwealth of Kentucky	Very Satisfied	57	F	I just have relocated and they are relocated at the drug store near me so that was good. There was no hassle with that. This is really the first time I have dealt with CVS pharmacy. I suppose they are the only ones that have this medicine I am on. I am very satisfied with their service.
Commonwealth of Kentucky	Very Satisfied	61	F	I wish I could get my 3 months of supply because it is cheaper for me, but they only give me one month supply.

Kentucky Employees' Health Plan – Status Report
4th Quarter, 2017
Attachment G
 Page G-21

Commonwealth of Kentucky – OPEN ENDED COMMENTS

CLIENT	SATISFACTION	AGE	GENDER	ADDITIONAL COMMENTS
Commonwealth of Kentucky	Very Satisfied	56	F	I don't have any.
Commonwealth of Kentucky	Very Satisfied	63	F	None.
Commonwealth of Kentucky	Very Satisfied	57	F	I have been very satisfied. I am a former Rite Aid customer and cost of prescriptions has been much better than what I used to pay at Rite Aid. Much better cost overall.
Commonwealth of Kentucky	Very Satisfied	63	F	None.
Commonwealth of Kentucky	Very Satisfied	42	F	I have none.
Commonwealth of Kentucky	Very Satisfied	64	M	I do not have any additional comments.
Commonwealth of Kentucky	Very Satisfied	60	F	No, the only one I have is that they only pay three months for generic Prilosec.
Commonwealth of Kentucky	Very Satisfied	58	F	I am very satisfied with it. The only thing I would say is that they could have better copays for some of the drugs.
Commonwealth of Kentucky	Very Satisfied	52	F	I do not have any at this time.
Commonwealth of Kentucky	Very Satisfied	53	F	None.
Commonwealth of Kentucky	Very Satisfied	58	F	I cannot think of any comments right now.
Commonwealth of Kentucky	Very Satisfied	60	F	No.
Commonwealth of Kentucky	Very Satisfied	63	F	I have not had any problems with them. For the most part, I have been satisfied. In this day and age, I think our medication can be a little bit or less expensive.
Commonwealth of Kentucky	Very Satisfied	62	M	Well, I do not use them so I do not have anything to say about them.
Commonwealth of Kentucky	Very Satisfied	61	M	No additional comments.
Commonwealth of Kentucky	Very Satisfied	46	M	I would not mind getting additional information on the benefits of using a CVS pharmacy over other pharmacies.
Commonwealth of Kentucky	Very Satisfied	48	M	Zero.
Commonwealth of Kentucky	Very Satisfied	59	F	I am concerned that my medications are sometimes free and other times they are a different price.
Commonwealth of Kentucky	Very Satisfied	63	M	None.

Kentucky Employees' Health Plan – Status Report
4th Quarter, 2017
Attachment G
Page G-22

Commonwealth of Kentucky – OPEN ENDED COMMENTS

CLIENT	SATISFACTION	AGE	GENDER	ADDITIONAL COMMENTS
Commonwealth of Kentucky	Very Satisfied	64	F	I am very dissatisfied with Outer Loop pharmacy. They're rude and do not want to be bothered. I'm very dissatisfied and I'm thinking about switching.
Commonwealth of Kentucky	Very Satisfied	58	F	My only issue is I get a text that my medication is ready and it is not ready. They do not have my husband's medicine sometimes and we have to order it. They need more pharmacists, it is too slow.
Commonwealth of Kentucky	Very Satisfied	48	F	I do not have any other comments.
Commonwealth of Kentucky	Very Satisfied	59	M	No, not at this time.
Commonwealth of Kentucky	Very Satisfied	63	F	Not enough staff at the pharmacy.
Commonwealth of Kentucky	Very Satisfied	56	F	None.
Commonwealth of Kentucky	Very Satisfied	32	F	No response.
Commonwealth of Kentucky	Very Satisfied	54	F	Nothing.
Commonwealth of Kentucky	Very Satisfied	31	M	I've been very satisfied with it.
Commonwealth of Kentucky	Very Satisfied	35	F	None.
Commonwealth of Kentucky	Very Satisfied	62	F	I have none.
Commonwealth of Kentucky	Very Satisfied	57	F	I don't have any additional.
Commonwealth of Kentucky	Very Satisfied	66	M	I have no comments.
Commonwealth of Kentucky	Very Satisfied	46	F	None.
Commonwealth of Kentucky	Very Satisfied	59	F	No.
Commonwealth of Kentucky	Very Satisfied	34	F	I do not have any.
Commonwealth of Kentucky	Very Satisfied	50	F	I do not have any at this time.
Commonwealth of Kentucky	Very Satisfied	43	F	There are times that I feel like certain medicines are not covered without pre-authorization. If a doctor is prescribing them, then that should be enough.
Commonwealth of Kentucky	Very Satisfied	27	F	N/A
Commonwealth of Kentucky	Very Satisfied	52	M	I wish you could make the EpiPen more affordable.

Kentucky Employees' Health Plan – Status Report
4th Quarter, 2017
Attachment G
 Page G-23

Commonwealth of Kentucky – OPEN ENDED COMMENTS

CLIENT	SATISFACTION	AGE	GENDER	ADDITIONAL COMMENTS
Commonwealth of Kentucky	Very Satisfied	60	F	So far, I am satisfied. The only issue I have is I live in a rural area. My medications are put into my mail box where anyone could take them out. I wonder what my replacement options are.
Commonwealth of Kentucky	Very Satisfied	58	F	No comment.
Commonwealth of Kentucky	Satisfied	58	F	I do not have any.
Commonwealth of Kentucky	Satisfied	48	M	I don't like the automatic refills because most of the time they send refills when we have more.
Commonwealth of Kentucky	Satisfied	43	M	I have none.
Commonwealth of Kentucky	Satisfied	57	M	I'm very glad to have CVS Caremark.
Commonwealth of Kentucky	Satisfied	62	F	It always takes forever when I go in the store to get my medicine. It takes a very long for waiting time and checking time, the whole bit.
Commonwealth of Kentucky	Satisfied	64	M	I am satisfied with it. I turn my prescription in, they fill it, and they make all the calls and arrangements and everything.
Commonwealth of Kentucky	Satisfied	63	F	The constant emails and reminders when the prescriptions are not even there are bothersome.
Commonwealth of Kentucky	Satisfied	58	F	No additional comments.
Commonwealth of Kentucky	Satisfied	53	F	Nothing.
Commonwealth of Kentucky	Satisfied	60	F	Number one, in order to reach my deductible, doctors and others who perform services must put it in a timely manner. That does not always happen. Number two, I talked to Anthem and there is not an automatic syncing of information between doctor's claims and the medicine claims, which will put me into my deductible. It does not automatically sync, so there is a delay in time. Well, when I buy a drug and I am not in my deductible, there seems to be a huge difference between deductible price and non-deductible price. In other words, there is too big of a gap. I think you pretty much got everything that irritates me.
Commonwealth of Kentucky	Satisfied	57	F	Some of the things are paid 100 percent and some of the things are way out there.
Commonwealth of Kentucky	Satisfied	63	F	I am okay with it.

Kentucky Employees' Health Plan – Status Report
 4th Quarter, 2017
 Attachment G
 Page G-24

Commonwealth of Kentucky – OPEN ENDED COMMENTS

CLIENT	SATISFACTION	AGE	GENDER	ADDITIONAL COMMENTS
Commonwealth of Kentucky	Satisfied	60	M	I do not have any.
Commonwealth of Kentucky	Satisfied	51	F	I am a diabetic and I've been on Lantus for thirty years. However, they took it away and I am not happy about that.
Commonwealth of Kentucky	Satisfied	46	F	The medication cost fluctuates and I got sick of doing it.
Commonwealth of Kentucky	Satisfied	36	F	I do not have any.
Commonwealth of Kentucky	Satisfied	54	F	To be honest, I was unfamiliar at first with what is was called. All I knew it was my health plan.
Commonwealth of Kentucky	Satisfied	55	F	No additional comments.
Commonwealth of Kentucky	Satisfied	60	F	My experience with CVS store itself is that the store I go to has a different pharmacist every time I go in. It used to not be that way, but there seems to be personnel issues. There have been issues in the past where there's a breakdown of communication between my doctor and my pharmacist, neither take responsibility.
Commonwealth of Kentucky	Satisfied	51	F	At this time, I don't really have any. I can say it has improved.
Commonwealth of Kentucky	Satisfied	47	F	None.
Commonwealth of Kentucky	Satisfied	57	M	None.
Commonwealth of Kentucky	Satisfied	57	M	I have been very pleased with the service. I've had no issues.
Commonwealth of Kentucky	Satisfied	53	F	I do not have any additional ones.
Commonwealth of Kentucky	Satisfied	37	F	I don't have any.
Commonwealth of Kentucky	Satisfied	51	F	I do not have any.
Commonwealth of Kentucky	Satisfied	51	M	I have not used it.
Commonwealth of Kentucky	Satisfied	61	M	None.
Commonwealth of Kentucky	Dissatisfied	64	F	I think the cost is too much and copays are too high. The fact I cannot get name brand medicines, I have to get generics. If the doctor prescribed name brand, then I should get it at a decent copay.

Kentucky Employees' Health Plan – Status Report
4th Quarter, 2017
Attachment G
 Page G-25

Commonwealth of Kentucky – OPEN ENDED COMMENTS

CLIENT	SATISFACTION	AGE	GENDER	ADDITIONAL COMMENTS
Commonwealth of Kentucky	Dissatisfied	63	F	I know my husband does not use this plan anymore, but I wish they would cover more diabetic items. I do not use them. I heard a rumor Anthem was going to quit covering MRI and CAT scans.
Commonwealth of Kentucky	Dissatisfied	53	M	I do not like what they have done. They did not want to fill my prescriptions. I am just dissatisfied.
Commonwealth of Kentucky	Dissatisfied	62	M	There are many of medicines that my doctor wants to put me on but the plan will not pay for it.
Commonwealth of Kentucky	Dissatisfied	61	F	Just the process of what medications are required to take and how many. I was trying to speak with the representatives and some did not know. It was not very clear.
Commonwealth of Kentucky	Very Dissatisfied	38	F	None.
Commonwealth of Kentucky	Very Dissatisfied	63	F	No comments but it is hard to get medication from them.
Commonwealth of Kentucky	Very Dissatisfied	58	F	I just do not like when my doctor prescribes me medication and they refuse it. I had the same diagnosis for twenty five years and they changed my medication. Aetna refused the medication. The doctor tried to convince to approve the medication and Aetna still denied it. I just do not understand why the insurance company has more control than the doctor.
Commonwealth of Kentucky	No response/don't know/refused	64	M	No comments.
Commonwealth of Kentucky	No response/don't know/refused	64	F	No comments.
Commonwealth of Kentucky	No response/don't know/refused	59	M	I have never used them.
Commonwealth of Kentucky	No response/don't know/refused	47	F	I do not have any.
Commonwealth of Kentucky	No response/don't know/refused	49	F	I don't have any.

Kentucky Employees' Health Plan – Status Report
 4th Quarter, 2017
 Attachment H
 Page H-1

WageWorks Performance Guarantees, 4th Quarter 2017

PG #	Reporting Frequency	Administrative Fees or Dollars at Risk	Guarantee	OCT-17 DATA	OCT-17 Met / Missed	NOV-17 DATA	NOV-17 Met / Missed	DEC-17 DATA	DEC-17 Met / Missed	Q4 2017 DATA	Q4 2017 Met / Missed
1	Quarterly	1.00%	Debit Cards: Mailing Cards at least ten business days prior to December 31, 2015.		N/A		N/A		N/A		N/A
2	Quarterly	1.50%	Pre-implementation Audit: Preparing for on-site visit and claim testing (conducted by a third-party vendor) according to mutually agreeable timeline.		N/A		N/A		N/A		N/A
3	Quarterly	1.00%	Satisfaction: Measure satisfaction with overall process using mutually agreeable scorecard	94.38%	Met	91.17%	Met	94.42%	Met	93.32%	Met
4	Quarterly	1.00%	Systems: Performing internal claim testing at least 15 days prior to December 1, 2014		N/A		N/A		N/A		N/A
5	Quarterly	2.00%	Account Management: Measuring satisfaction using a mutually agreeable scorecard.		Met		Met		Met		Met
6	Quarterly	1.50%	Debit Cards: All Health FSA Participants will receive a separate debit card package within ten (10) Business Days of the posting of a clean enrollment and eligibility file except during the annual Open Enrollment (OE) period. During OE, Participants will receive a separate debit card package within fifteen (15) Business Days of the posting of a clean enrollment and Eligibility file.	100.00%	Met	100.00%	Met	100.00%	Met	100.00%	Met
7	Quarterly	1.50%	Eligibility File: Load 99% of eligibility files within two business days.	99.93%	Met	99.98%	Met	100.00%	Met	99.97%	Met
8	Quarterly	1.50%	Eligibility Report: Produce an error report on eligibility files or updates within two business days.	99.93%	Met	99.98%	Met	100.00%	Met	99.97%	Met
9	Quarterly	1.50%	Contribution File: Producing a contribution file report	99.93%	Met	99.98%	Met	100.00%	Met	99.97%	Met
10	Quarterly	2.00%	Financial Accuracy: Reimbursing FSA claims with a financial accuracy of 99%.	99.61%	Met	99.48%	Met	99.53%	Met	99.54%	Met

Kentucky Employees' Health Plan – Status Report
 4th Quarter, 2017
 Attachment H
 Page H-2

PG #	Reporting Frequency	Administrative Fees or Dollars at Risk	Guarantee	OCT-17 DATA	OCT-17 Met / Missed	NOV-17 DATA	NOV-17 Met / Missed	DEC-17 DATA	DEC-17 Met / Missed	Q4 2017 DATA	Q4 2017 Met / Missed
11	Quarterly	1.50%	Member Service - Abandonment Rate: Answering calls to customer service line with an abandonment rate of 3% or less.	1.37%	Met	0.68%	Met	1.10%	Met	1.05%	Met
12	Quarterly	1.50%	Average Speed to Answer: Answering calls to customer service line with an average time of 30 seconds or less	99.71%	Met	99.35%	Met	98.45%	Met	99.17%	Met
13	Quarterly	1.50%	Reporting: Producing standard quarterly reports with thirty days of the end of the quarter		Met		Met		Met		Met
14	Quarterly	3.00%	Account Management: Measuring satisfaction using a mutually agreeable scorecard.		Met		Met		Met		Met
15	Quarterly	1.50%	Debit Cards: All Health HRA Participants will receive a separate debit card package within ten (10) Business Days of the posting of a clean enrollment and eligibility file except during the annual Open Enrollment (OE) period. During OE, Participants will receive a separate debit card package within fifteen (15) Business Days of the posting of a clean enrollment and Eligibility file.	100.00%	Met	100.00%	Met	99.86%	Met	99.95%	Met
16	Quarterly	1.50%	Eligibility File: Load 99% of eligibility files within two business days.	99.93%	Met	99.98%	Met	100.00%	Met	99.97%	Met
17	Quarterly	1.50%	Eligibility Report: Produce an error report on eligibility files or updates within two business days.	99.93%	Met	99.98%	Met	100.00%	Met	99.97%	Met
18	Quarterly	2.00%	Financial Accuracy: Reimbursing HRA claims with a financial accuracy of 99%.	99.61%	Met	99.48%	Met	99.51%	Met	99.53%	Met
19	Quarterly	1.50%	Member Service - Abandonment Rate: Answering calls to customer service line with an abandonment rate of 3% or less.	1.37%	Met	0.68%	Met	1.25%	Met	1.10%	Met
20	Quarterly	2.00%	Average Speed to Answer: Answering calls to customer service line with an average time of 30 seconds or less	97.71%	Met	99.35%	Met	98.45%	Met	98.53%	Met

Kentucky Employees' Health Plan – Status Report
 4th Quarter, 2017
 Attachment H
 Page H-3

PG #	Reporting Frequency	Administrative Fees or Dollars at Risk	Guaranteee	OCT-17 DATA	OCT-17 Met / Missed	NOV-17 DATA	NOV-17 Met / Missed	DEC-17 DATA	DEC-17 Met / Missed	Q4 2017 Met / Missed
21	Quarterly	2.00%	Reporting: Producing standard quarterly reports with thirty days of the end of the quarter		Met		Met		Met	Met
22	Quarterly	1.50%	Account Management: Measuring satisfaction using a mutually agreeable scorecard.		Met		Met		Met	Met
23	Quarterly	3.00%	Account Management: Sending 98% of all applications and notices within seven business days.		Met		Met		Met	Met
24	Quarterly	2.00%	Billing Turnaround: Posting 90% of payments within seven business days		Met		Met		Met	Met
25	Quarterly	1.50%	Collection: Providing accurate premium distribution and reporting by the fifteenth of each month.	11/09/2017	Met	12/11/2017	Met	01/11/2018	Met	Met
26	Quarterly	1.50%	Eligibility File: Load 99% of qualifying event files within two business days.	100%	Met	100%	Met	100%	Met	Met
27	Quarterly	1.50%	Eligibility Report: Producing an error report on eligibility files or updates within two business days.	100%	Met	100%	Met	100%	Met	Met
28	Quarterly	1.50%	Election Packages: Mailing all COBRA election packages within seven business days.		Met		Met		Met	Met
29	Quarterly	2.00%	Reporting: Producing standard monthly reports within thirty days after the end of the month or quarter.		Met		Met		Met	Met

Kentucky Employees' Health Plan – Status Report
 4th Quarter, 2017
 Attachment I
 Page I-1



Specialty Quarterly Performance Guarantee Report Card

Contract Begin Date: 11/1/2017
 Contract End Date: 12/31/2017

KEHP Commonwealth of Kentucky

Metric Reporting Type	Definition	Penalty	1Q	2Q	3Q	4Q
-----------------------	------------	---------	----	----	----	----

Account Management

Account Management Satisfaction	Client Specific	Definition	Penalty	1Q	2Q	3Q	4Q
Account Management Satisfaction	Client Specific	Humana Wellness acknowledges that its Account Management team must be responsive to the needs of our customers if Humana is to earn and sustain their trust. Therefore, Humana Wellness will perform annually a brief account management satisfaction survey to be completed by designated members of the client's benefits staff. The survey will address technical knowledge, accessibility, interpersonal skills, communication skills and overall performance. A scale from 1 to 5 will be used to measure performance; where 1 means "very unsatisfied" and 5 means "extremely satisfied". The survey tool will be provided to the client 30 days after the end of the third quarter of the guarantee period. Humana's Wellness goal is an overall satisfaction score of 3 or higher with results averaged based on responses to ALL questions. The survey results will be reported in the client's annual report card.	\$50,000				Reported Annually - Pending Results

Data Analysis and Reporting	Client Specific	Definition	Penalty	1Q	2Q	3Q	4Q
Data Analysis and Reporting	Client Specific	"Humana Wellness will agree to deliver reports timely and with accurate data analyses on a quarterly, semi-annual, and annual basis, including monthly activity reports. Reporting dates will be agreed upon by both Parties and included in the performance guarantee. Results will be reported quarterly."	\$50,000	Met	Met	Met	Met

Health Assessment and Biometric Screening - Reporting	Client Specific	Definition	Penalty	1Q	2Q	3Q	4Q
Health Assessment and Biometric Screening - Reporting	Client Specific	98% of Weekly health assessment and biometric screening files report accurate data; accuracy determined by results of monthly sync process	\$50,000	Reporting Only			Met

Thursday, February 15, 2018

Kentucky Employees' Health Plan – Status Report
 4th Quarter, 2017
 Attachment I
 Page I-2

KEHP Commonwealth of Kentucky

Metric Reporting Type	Definition	Performance Criteria			
		Penalty	1Q	2Q	3Q 4Q
Incentive Management	Humana Wellness will agree that 95% of results from self-reported incentivized activity would be loaded and rewarded based on type of submission. Online - Between 24-48 Hours or Fax - 5 Business Days. Results will be reported quarterly.	Reporting Only	Met	Met	Met
Customer Service					
Abandonment Rate	Humana Wellness will agree to offer abandonment rate with a goal of 5%. Abandonment rate is defined as the percent of callers that ended the call prior to reaching a customer service representative.	\$50,000	3.0%	2.5%	1.5% 1.85%
Average Speed of Answer	Humana Wellness will agree to offer telephone response with a goal of 70% of all calls within 30 seconds.	\$50,000	85.5%	85.3%	89.5% 86%
Participant Satisfaction	A minimum of 90% of respondents to the Member Satisfaction survey report satisfaction with the program, based on the Commonwealth-specific results and sent to all participants. Results will be reported annually and will be reported using the Net Promoter Score.	Reporting Only	Met		Not met

Eligibility

Processing of Ongoing Eligibility Information Files	98% of the Commonwealth's ongoing electronic eligibility files will be processed timely. Timely Processing is defined as electronic eligibility file membership data processed and membership updated on the Go365 eligibility database within eleven (11) business days of receipt of an eligibility file from the Commonwealth. In addition Humana will maintain at least 98% data health for data uploading into the Go365 systems. This guarantee only applies to the processing of eligibility files submitted by the Commonwealth outside of an open enrollment period. This guarantee does not apply to a defective eligibility file.	\$25,000	Met	Met	Met
---	--	----------	-----	-----	-----

Thursday, February 15, 2018

Kentucky Employees' Health Plan – Status Report
 4th Quarter, 2017
 Attachment I
 Page I-3

KEHP Commonwealth of Kentucky

	Metric Reporting Type	Definition	Performance Criteria				
			Penalty	1Q	2Q	3Q	4Q
<i>Go365 Savings</i>							
Trend Guarantee	Client Specific	Go365 shall measure the "trend" in Health Benefit Claims Costs from Claims Data between each guarantee period compared with the prior twelve (12) months. Trend shall be measured separately for Engaged Covered Persons and Non-Engaged Covered Persons	\$240,000				Reported Annually - Pending Results
<i>Web</i>							
Web Portal Availability	Global	Humana Wellness will agree to 99% web portal availability excluding maintenance hours.	\$50,000	98.63%	99.78%	99.66%	99.24%